

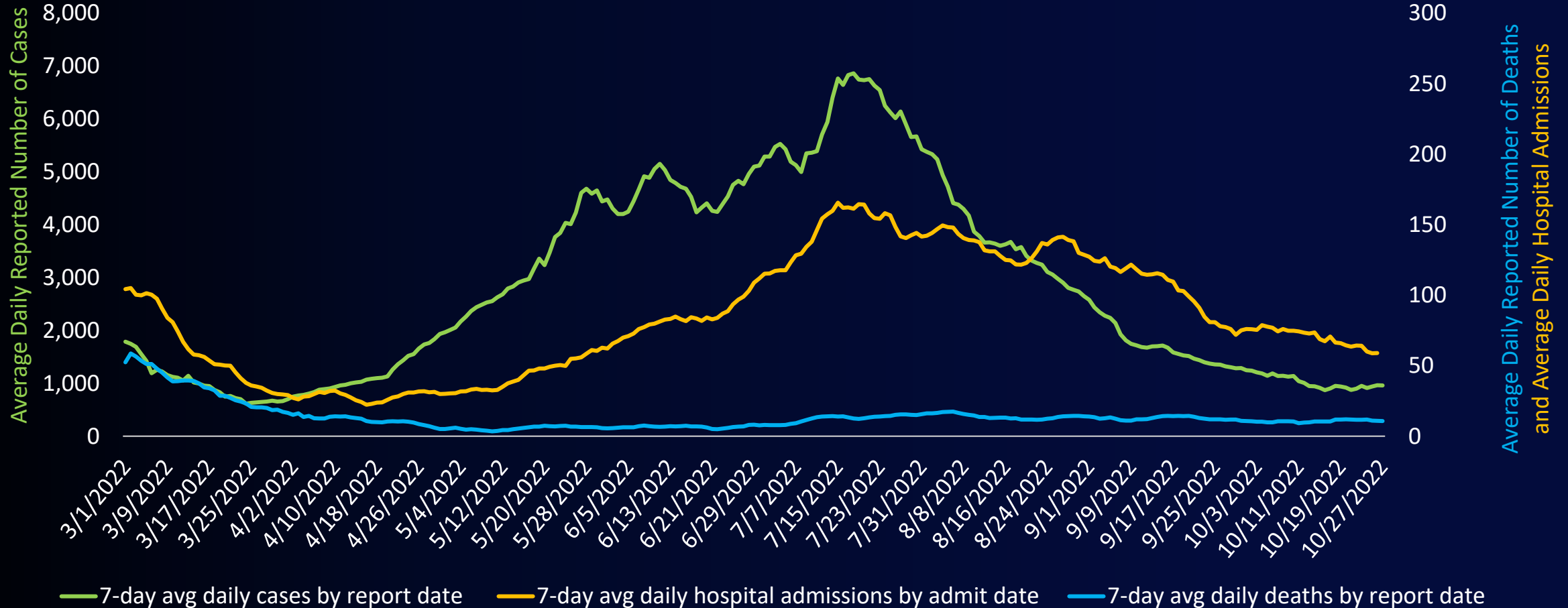
Media Briefing to Begin at 2:00pm



[covid19.lacounty.gov](https://covid19.lacounty.gov)

10/27/2022

# 7-Day Average Daily COVID-19 Cases and Deaths by Report Date\* and Daily Hospital Admissions by Admit Date March 1, 2022 – October 27, 2022



[covid19.lacounty.gov](https://covid19.lacounty.gov)

10/27/2022

\*Case and death values include data from Long Beach and Pasadena.

# CDC COVID-19 Community Levels

New Cases (per 100,000 people in last 7 days)	Indicators	Low	Medium	High	LA County Current Values <u>New Cases:</u> 65/100,000 (as of 10/27/22)
Fewer than 200	New COVID-19 admissions per 100,000 population (7-day total)	<10.0	10.0-19.9	≥20.0	4.0
	Proportion of staffed inpatient beds occupied by COVID-19 patients (7-day average)	<10.0%	10.0-14.9%	≥15.0%	2.2%
200 or more	New COVID-19 admissions per 100,000 population (7-day total)	NA	<10.0	≥10.0	NA
	Proportion of staffed inpatient beds occupied by COVID-19 patients (7-day average)	NA	<10.0%	≥10.0%	NA

The COVID-19 community level is determined by the higher of the inpatient beds and new admissions indicators, based on the current level of new cases per 100,000 population in the past 7 days.



[covid19.lacounty.gov](https://www.covid19.lacounty.gov)

10/27/2022

# LA County Early Alert Signals

Indicator	Thresholds			LA County Current Values
	Low Concern	Medium Concern	High Concern	
Percent of specimens sequenced that are identified as a new subvariant of interest (based on WHO, CDC, or local designation) <sup>1</sup> <i>Currently tracking: BA.4.6</i>	< 10%	10%-20%	> 20%	<b>3%</b>
7-day average percent of Emergency Department encounters classified as coronavirus-related <sup>2</sup>	< 5%	5%-10%	> 10%	<b>4%</b>
7-day cumulative age-adjusted case rate for the lowest income areas (30-100% area poverty) <sup>2</sup>	< 100 per 100,000	100-200 per 100,000	> 200 per 100,000	<b>40 per 100,000</b>
Current SARS-CoV-2 wastewater concentration as a percentage of the Summer 2022 peak concentration value <sup>3</sup>	< 30%	30-60%	> 60%	<b>31%</b>
Number of new outbreaks in skilled nursing facilities in past 7 days <sup>4</sup>	≤ 10	11-20	> 20	<b>15</b>
Number of new outbreaks in TK-12 school classrooms in past 7 days <sup>4</sup>	≤ 10	11-20	>20	<b>11</b>
Number of new outbreaks in PEH settings in past 7 days <sup>4</sup>	≤ 10	11-20	> 20	<b>1</b>
Number of worksite cluster reports in past 7 days <sup>4</sup>	< 150	150-350	> 350	<b>30</b>

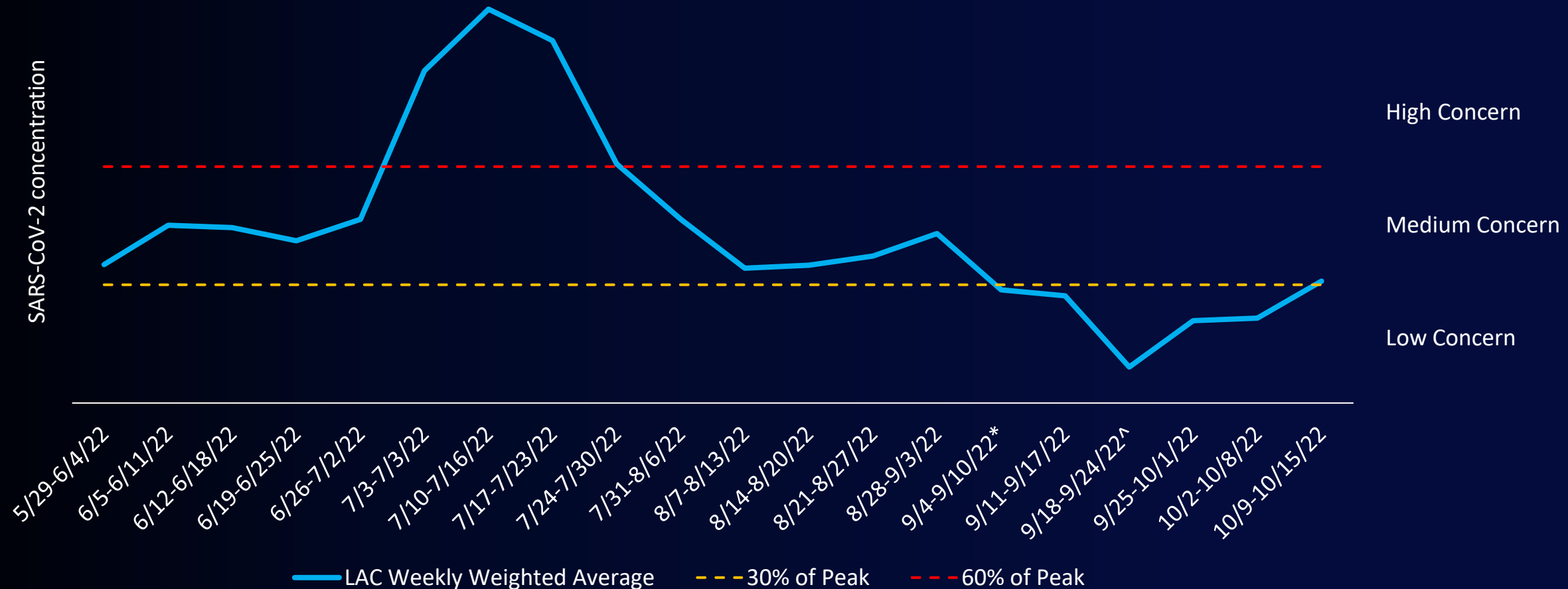


[covid19.lacounty.gov](https://covid19.lacounty.gov)

**10/27/2022**

- 1 Current 7-day period is 10/2/22 – 10/8/22
- 2 Current 7-day period is 10/17/22 – 10/23/22
- 3 Current period is 10/9/22 – 10/15/22
- 4 Current 7-day period is 10/19/22 – 10/25/22

# Los Angeles County Population Weighted Average Wastewater SARS-CoV-2 Concentrations



[covid19.lacounty.gov](https://covid19.lacounty.gov)

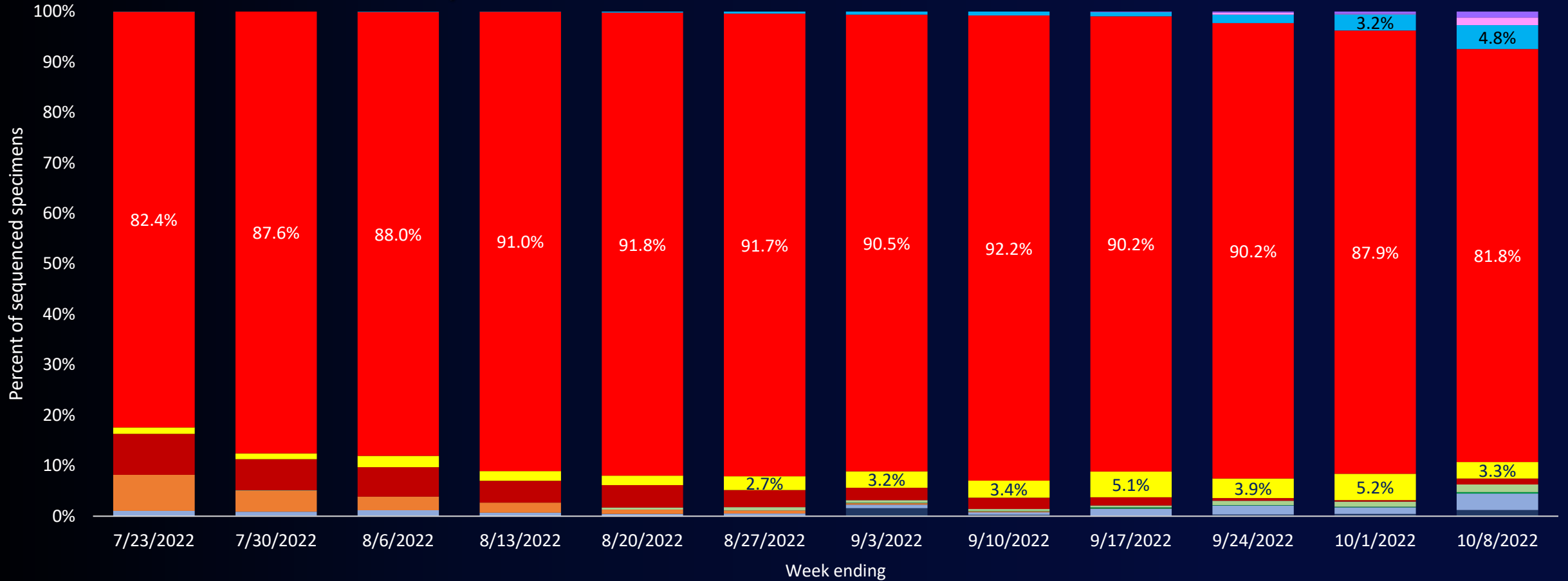
10/27/2022

Data are normalized average wastewater SARS-CoV-2 concentrations.

\*No data for Lancaster treatment plant

^No data for Lancaster & Tapia treatment plants

# SARS-CoV-2 Variants as a Percentage of All Specimens Sequenced for Baseline Variant Surveillance



- All other Omicron
- Omicron BA.2 (Excludes BA.2.12.1 and BA.2.75)
- Omicron BA.2.75 (Excludes BA.2.75.2)
- Omicron BA.2.75.2
- Omicron BA.4 (Excludes BA.4.6)
- Omicron BA.4.6
- Omicron BA.5 (Excludes BF.7 and BQ.1 and BQ.1.1)
- BF.7
- BQ.1 (Excluding BQ.1.1)
- BQ.1.1
- Omicron BA.2.12.1

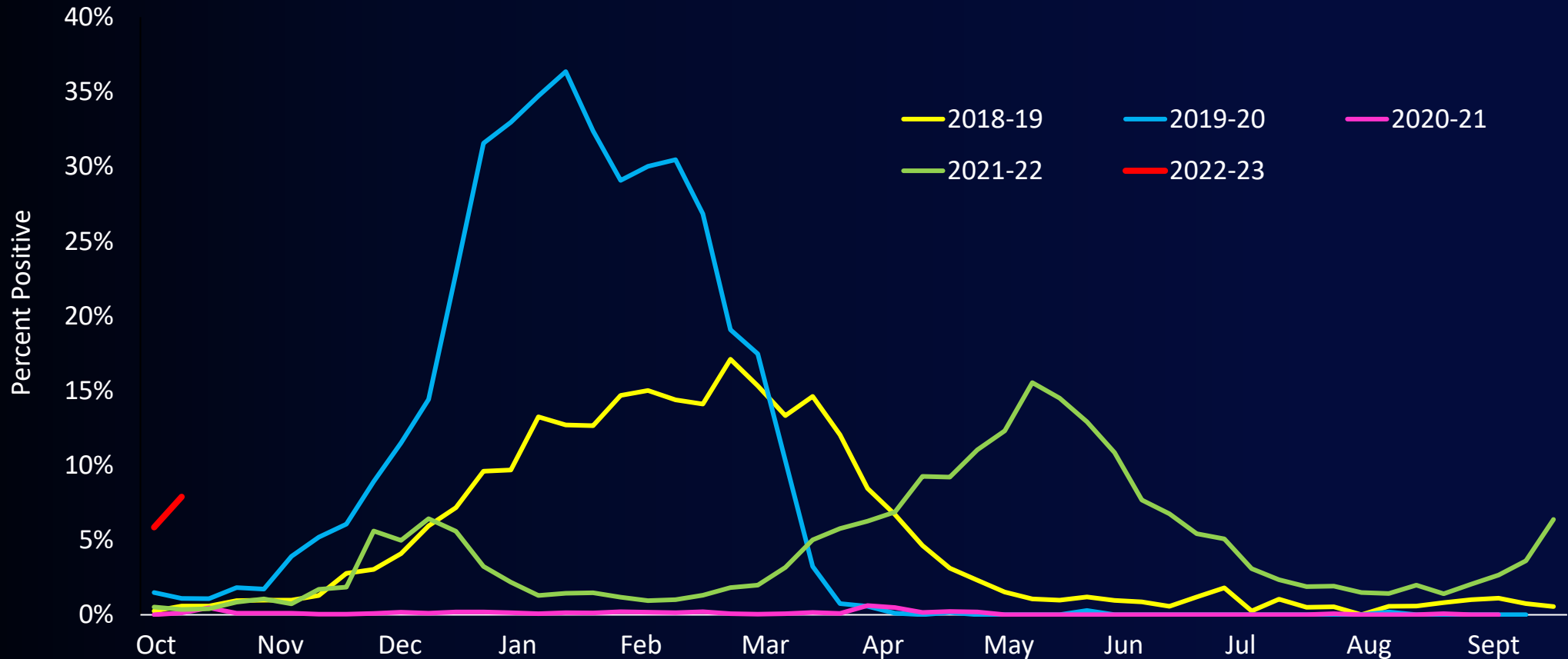


[covid19.lacounty.gov](https://covid19.lacounty.gov)

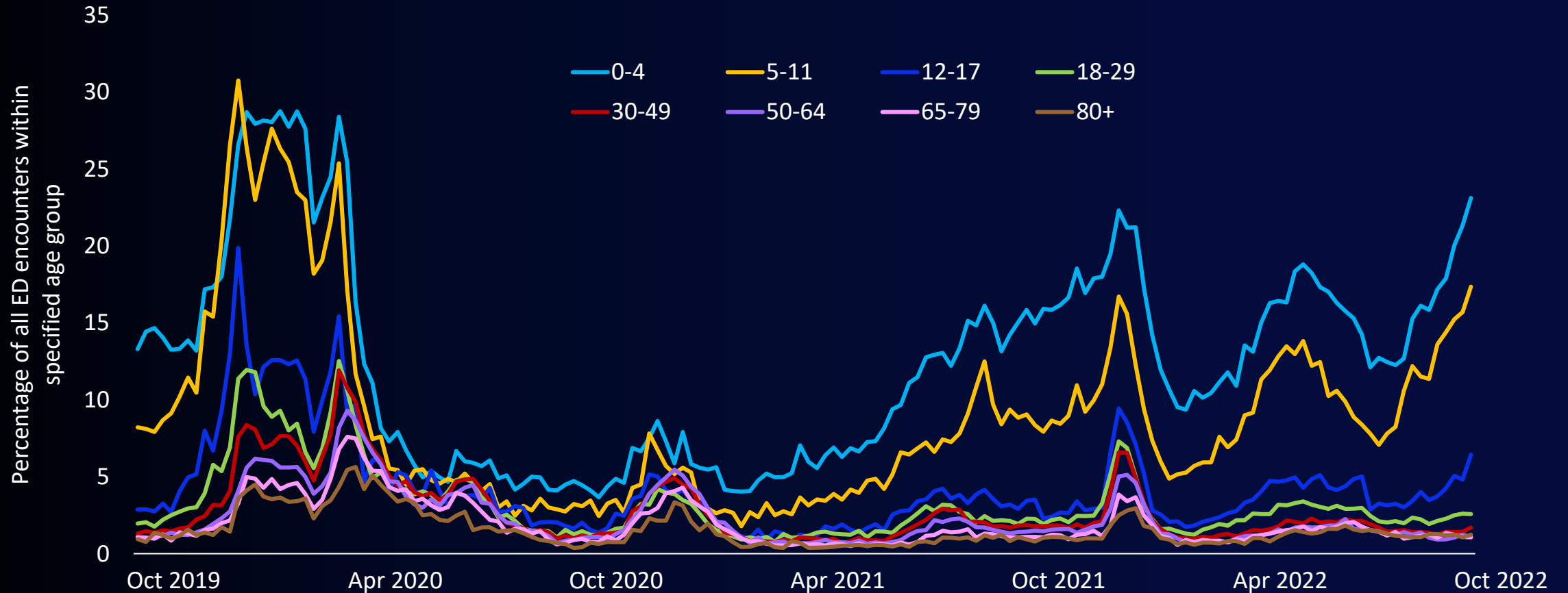
10/27/2022

\*BF.7, BQ.1, and BQ.1.1 are sublineages of BA.5

# Percentage of Respiratory Specimens Testing Positive for Influenza at LA County Sentinel Surveillance Laboratories by Season, 2018-19 through 2022-23



# Percentage of Emergency Department Encounters Classified as Related to Influenza-Like Illness by Age October 2019 – October 2022

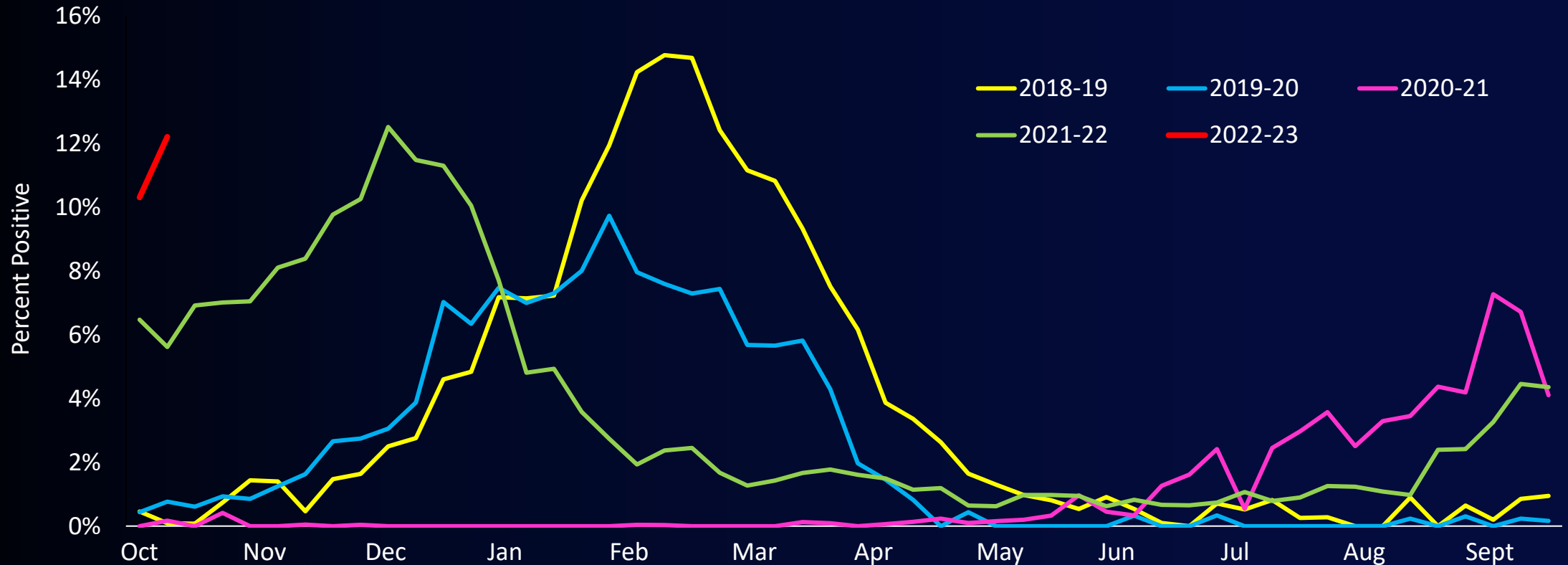


[covid19.lacounty.gov](https://covid19.lacounty.gov)

10/27/2022



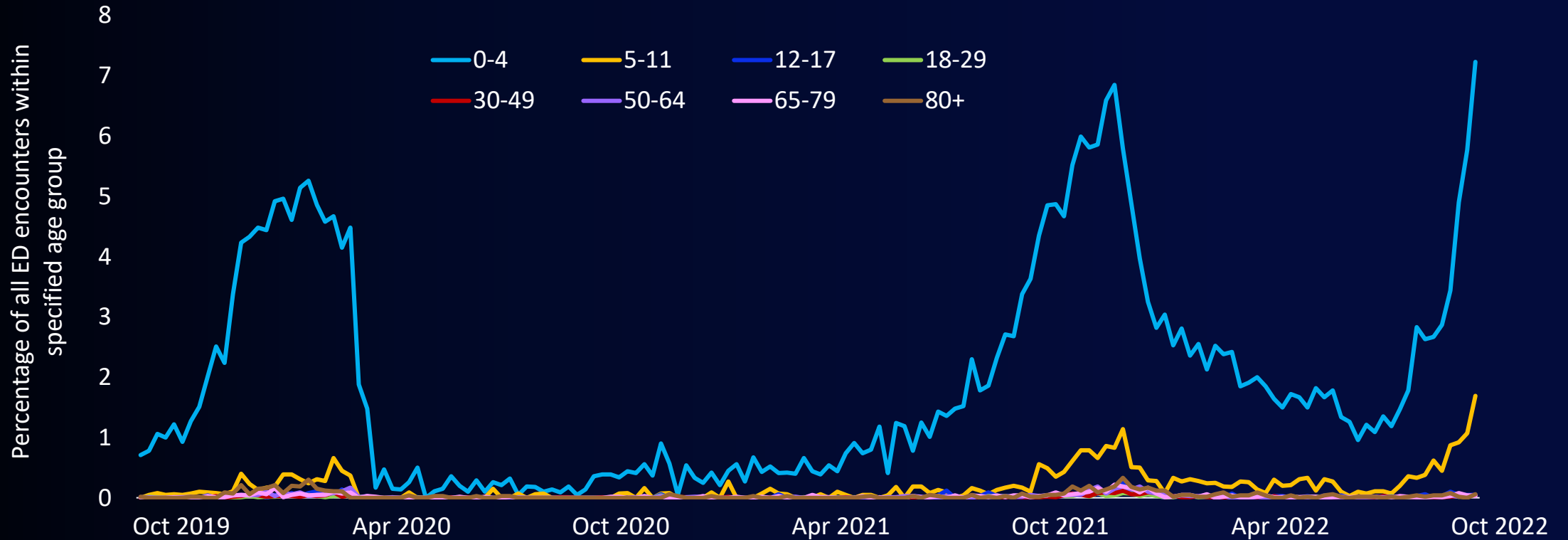
# Percentage of Respiratory Specimens Testing Positive for Respiratory Syncytial Virus (RSV) at LA County Sentinel Surveillance Laboratories by Season, 2018-19 through 2022-23



[covid19.lacounty.gov](https://covid19.lacounty.gov)

10/27/2022

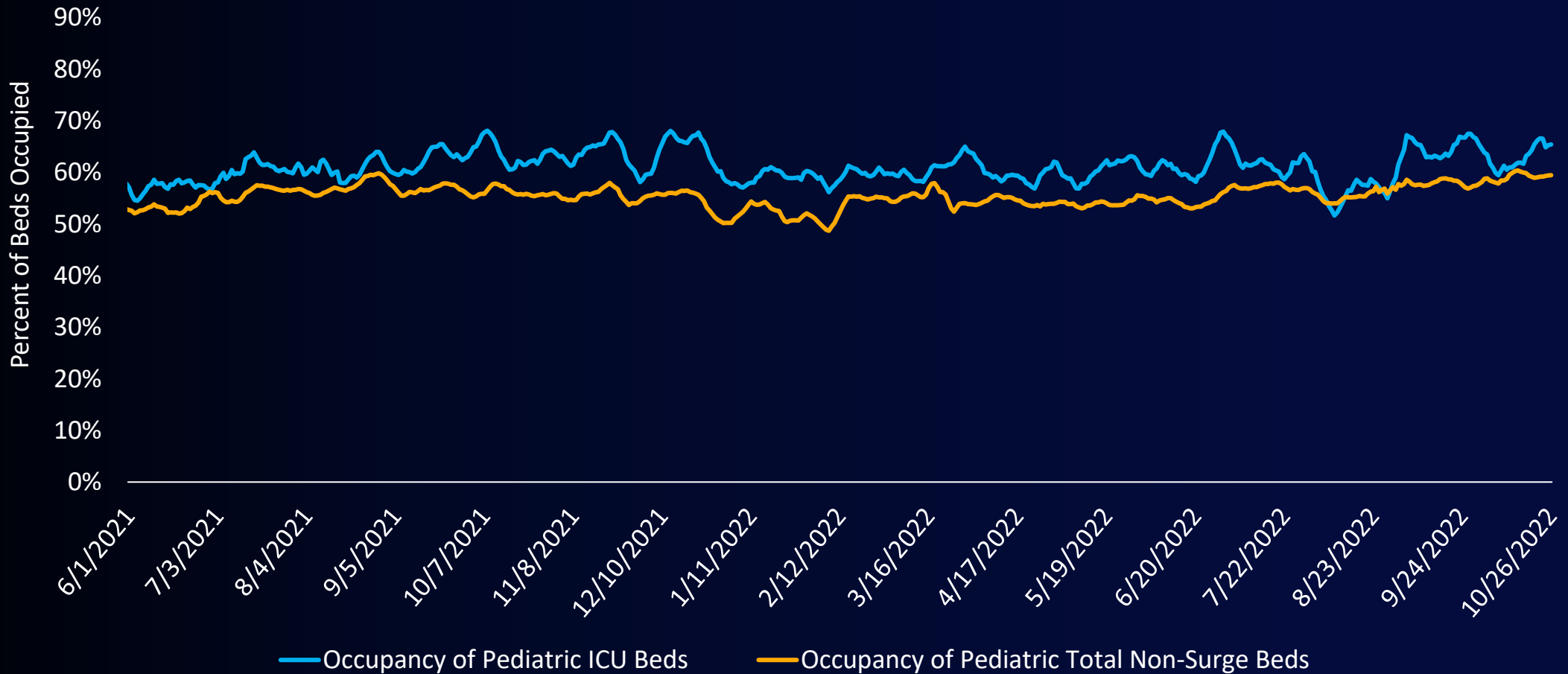
# Percentage of Emergency Department Encounters Classified as Related to RSV or Acute Bronchiolitis by Age October 2019 – October 2022



[covid19.lacounty.gov](https://covid19.lacounty.gov)

10/27/2022

# 7-Day Average Occupancy Percentage for Pediatric ICU Beds and Pediatric Total Non-Surge Beds in LA County, June 2021 – October 2022



[covid19.lacounty.gov](https://covid19.lacounty.gov)

10/27/2022

# Ways to Prevent Respiratory Illness



Stay up to date on Flu vaccines and COVID boosters.

**Call 2-1-1 to find a location or visit [ph.lacounty.gov/clinics](https://ph.lacounty.gov/clinics)**



Wash hands frequently! Scrub for at least 20 seconds with soap and water.



Consider wearing a mask around others, especially in crowded indoor places.



Stay home when sick and if you have any symptoms of respiratory illness, test for COVID; do not go to work or attend events. If you have severe symptoms, check with your physician; testing and treatments are available.



[covid19.lacounty.gov](https://covid19.lacounty.gov)

10/27/2022

If you, or someone in your household, is sick with COVID, flu, or other respiratory illness:

- **Remain away from others** as much as possible.
- **Wear a mask** if around others and cover coughs.
- **Stay hydrated.**
- Use **over-the-counter medications** to manage low-grade fever and symptoms.
- **Wash hands frequently and disinfect** & wipe down frequently touched surfaces.



[covid19.lacounty.gov](https://www.covid19.lacounty.gov)

10/27/2022



# When to call or see your doctor:



## Possibly severe symptoms in adults:

- Difficulty breathing
- Persistent chest or stomach pain
- Significant vomiting or dehydration
- Severe weakness or muscle pain



## Additional signs in children:

- A fever higher than 104°
- Fast or troubled breathing
- Cyanosis, a bluish discoloration of the skin
- Dehydration, a lack of fluid consumption
- Irritability or not wanting to be held
- **Do not hesitate** to call your pediatrician if you have any concerns about your child's health

If you need help finding a provider, including if you are uninsured, contact the **Los Angeles County Information line:**

 **call 2-1-1**

available 24/7



[covid19.lacounty.gov](https://covid19.lacounty.gov)

10/27/2022



COUNTY OF LOS ANGELES

**Public Health**



[covid19.lacounty.gov](https://covid19.lacounty.gov)

10/27/2022