

## Past Week Status

	Th 6/30	W 6/29	Tu 6/28	M 6/27	Su 6/26	Sa 6/25	F 6/24
Daily new cases	5,763	6,529	3,671	3,110*	4,761*	5,852	6,129
Daily deaths	9	9	9	3*	5*	11	8
Daily hospitalizations of confirmed cases	808	779	807	759	748	762	741
Daily positivity rate (7-day avg) ^	13.8%	13.1%	12.4%	12.0%	11.7%	11.5%	11.4%
Daily case rate (7-day avg)**	50	50	48	46	47	46	44



[covid19.lacounty.gov](https://covid19.lacounty.gov)

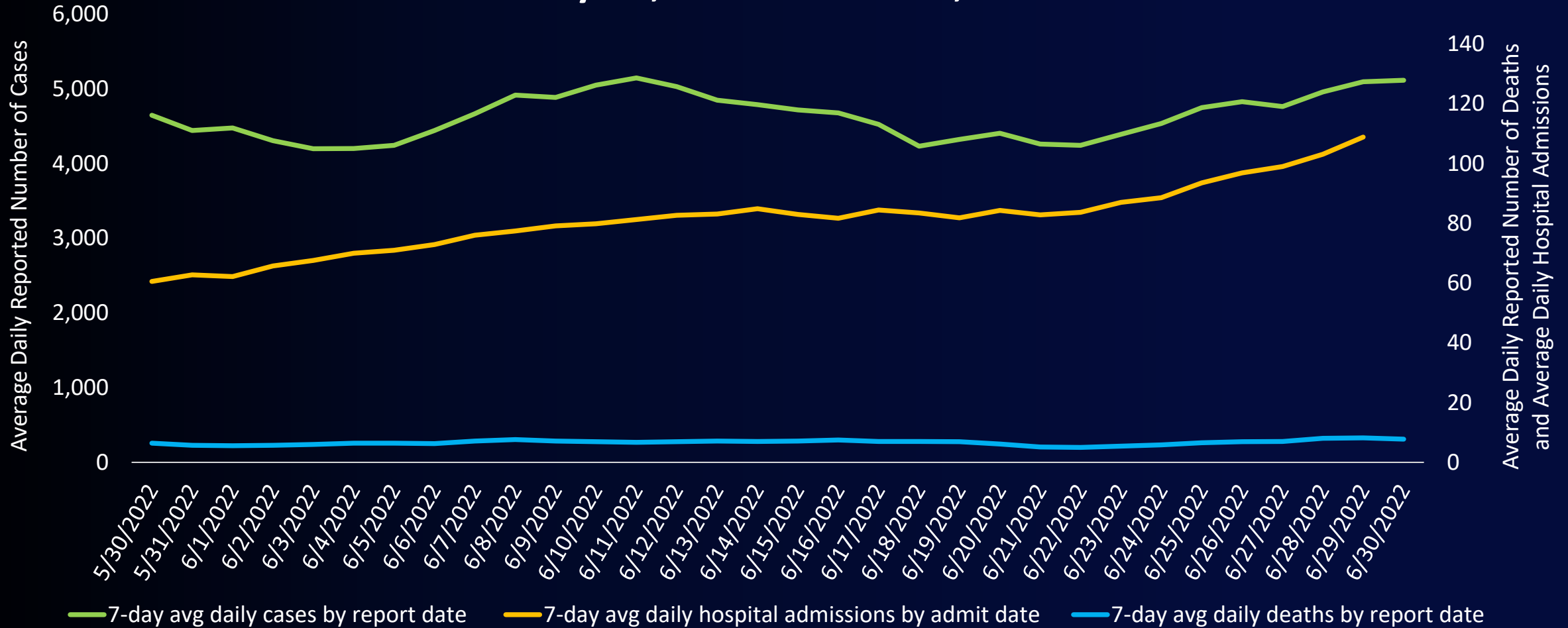
6/30/2022

\*Number reflects an undercount due to a lag from weekend reporting.

^ Daily positivity rates do not include data from Long Beach and Pasadena

\*\* Rate is per 100,000 residents

# 7-Day Average Daily COVID-19 Cases and Deaths by Report Date\* and Daily Hospital Admissions by Admit Date May 30, 2022 – June 30, 2022



[covid19.lacounty.gov](https://covid19.lacounty.gov)

6/30/2022

\*Case and death values include data from Long Beach and Pasadena.

# CDC COVID-19 Community Levels

New Cases (per 100,000 people in last 7 days)	Indicators	Low	Medium	High	LA County Current Values <u>New Cases:</u> 326/100,000 (as of 6/29/22)
Fewer than 200	New COVID-19 admissions per 100,000 population (7-day total)	<10.0	10.0-19.9	≥20.0	NA
	Proportion of staffed inpatient beds occupied by COVID-19 patients (7-day average)	<10.0%	10.0-14.9%	≥15.0%	NA
200 or more	New COVID-19 admissions per 100,000 population (7-day total)	NA	<10.0	≥10.0	8.1
	Proportion of staffed inpatient beds occupied by COVID-19 patients (7-day average)	NA	<10.0%	≥10.0%	4.2%

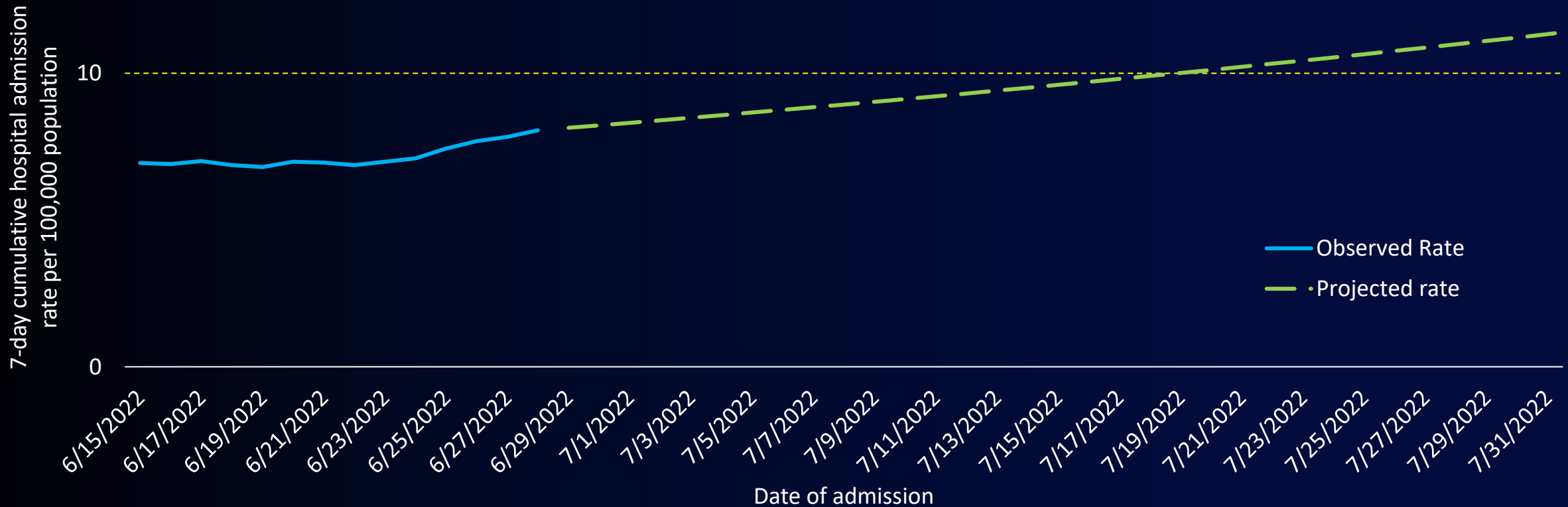
The COVID-19 community level is determined by the higher of the inpatient beds and new admissions indicators, based on the current level of new cases per 100,000 population in the past 7 days.



[covid19.lacounty.gov](https://covid19.lacounty.gov)

6/30/2022

# 7-Day Cumulative Hospital Admission Rate per 100,000 Population by Admission Date, Observed and Projected Values, Los Angeles and Orange Counties, June - July 2022



\*Includes cases from Long Beach and Pasadena

\*\*Projection is an estimate only and is based on the rate of change between the 7-day cumulative reported admission counts between June 15 and June 28, 2022. **Projections are subject to change.**



[covid19.lacounty.gov](https://covid19.lacounty.gov)

6/30/2022

# LA County Early Alert Signals

Indicator	Thresholds			LA County Current Values
	Low Concern	Medium Concern	High Concern	
Percent of specimens sequenced that are identified as a new variant of concern (including subvariants) <i>(based on WHO designation)</i> <sup>1</sup>	< 10%	10%-20%	> 20%	71%
7-day average percent of Emergency Department encounters classified as coronavirus-related <sup>2</sup>	< 5%	5%-10%	> 10%	8%
7-day cumulative age-adjusted case rate for the lowest income areas (30-100% area poverty) <sup>2</sup>	< 100 per 100,000	100-200 per 100,000	> 200 per 100,000	229 per 100,000
Number of sewer systems with a two-fold or greater increase in wastewater SARS-CoV-2 concentration <sup>3</sup>	0	1-2	≥ 3	0
Number of new outbreaks in skilled nursing facilities in past 7 days <sup>4</sup>	≤ 10	11-20	> 20	34
Number of new outbreaks in TK-12 school classrooms in past 7 days	≤ 7	8-14	≥ 15	N/A
Number of new outbreaks in PEH settings in past 7 days <sup>4</sup>	≤ 10	11-20	> 20	11
Number of worksite cluster reports in past 7 days <sup>4</sup>	< 100	100-300	> 300	301

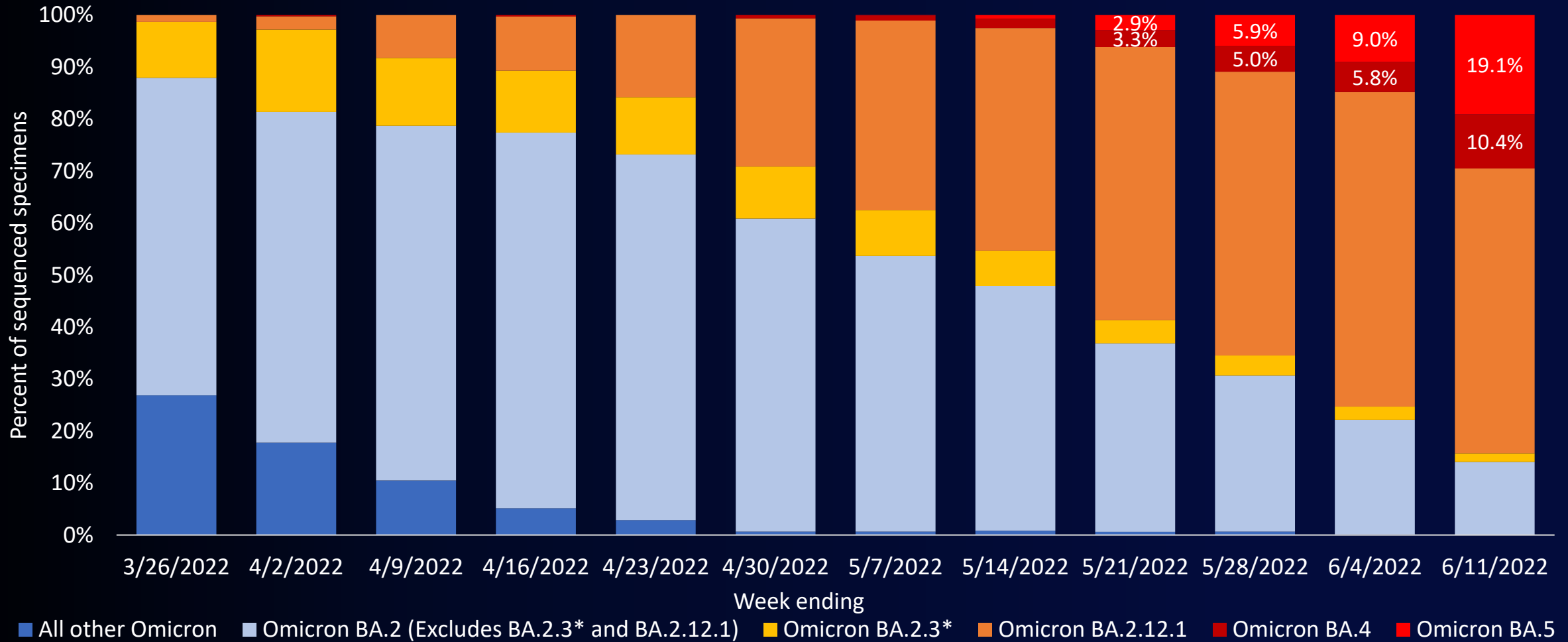


[covid19.lacounty.gov](https://covid19.lacounty.gov)

6/30/2022

- 1 Current 7-day period is 6/5/22 - 6/11/22
- 2 Current 7-day period is 6/20/22 - 6/26/22
- 3 Current 10-day period is 6/18/22 - 6/27/22
- 4 Current 7-day period is 6/22/22 - 6/28/22

# SARS-CoV-2 Variants as a Percentage of All Specimens Sequenced for Baseline Variant Surveillance

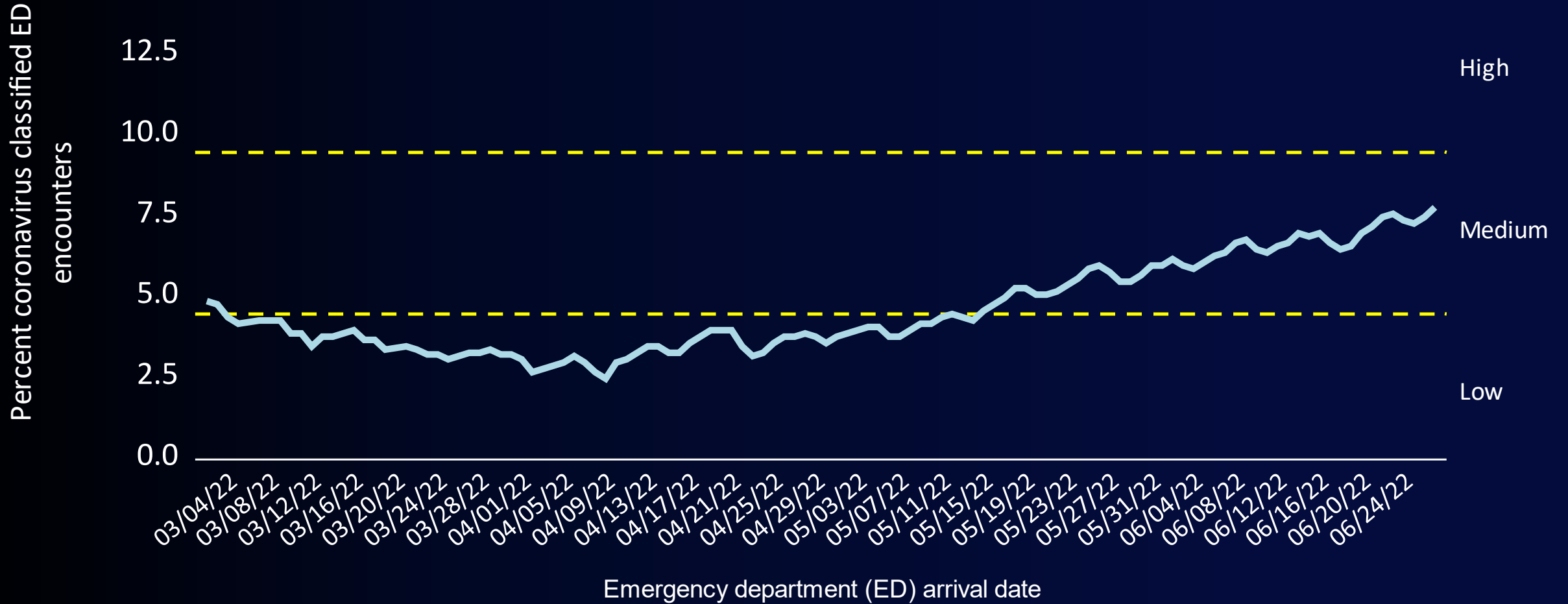


[covid19.lacounty.gov](https://www.covid19.lacounty.gov)

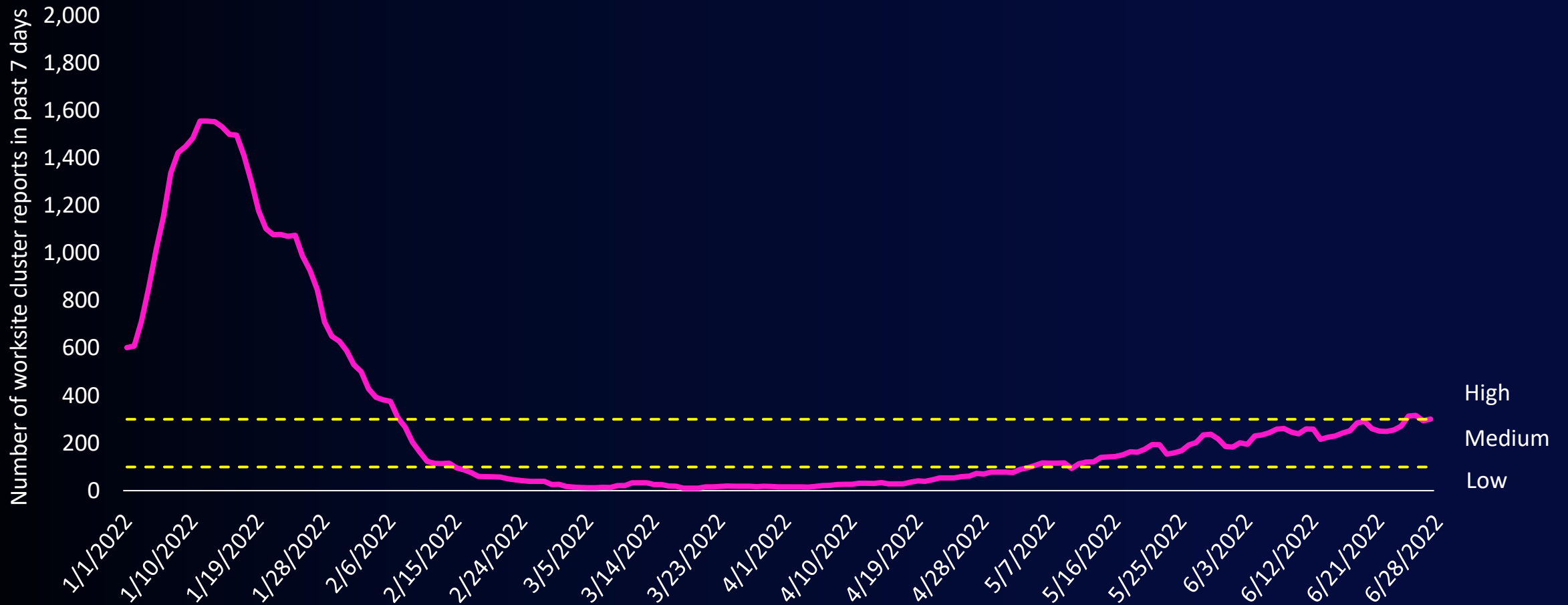
6/30/2022

\*Includes descendant lineages (sub-lineages)

# 7-Day Average Percent of Emergency Department (ED) Encounters Classified as Coronavirus-Related March 1, 2022 – June 26, 2022



# New Worksite Cluster Reports\* in Past 7 Days January 1, 2022 – June 28, 2022



[covid19.lacounty.gov](https://covid19.lacounty.gov)


6/30/2022

\*Worksite clusters are 3 or more cases within 14 days as reported by an employer. Worksite clusters can represent outbreaks or non-outbreaks and, if there are additional cases, can be multiple reports of the same site.



# Reducing Risk in Worksites: High Concern

---



## All worksites - reduce crowding

- ✓ Recommend physical distancing in communal areas such as breakrooms, cafeterias
- 

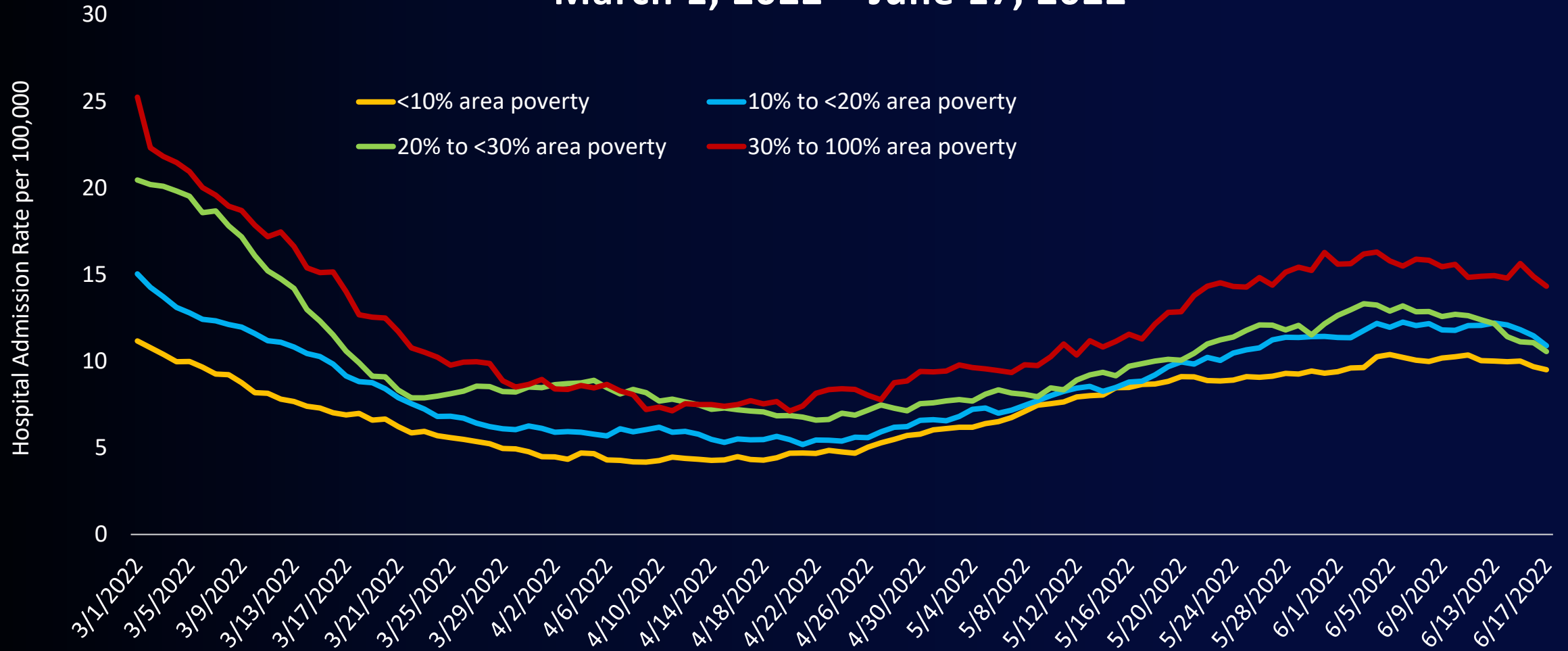


## At worksites with potential outbreaks (3+ cases within 14 days)

- Consider remote work - where operationally feasible, especially for workers at elevated risk
- Reminders during potential outbreaks
  - Implement indoor masking for exposed group for a minimum of 14 days from last positive case
  - Report to Public Health  
888-397-3993 or [redcap.link/covidreport](https://redcap.link/covidreport)



# 14-Day Cumulative Age-Adjusted Hospital Admission Rate by Area Poverty Level March 1, 2022 – June 17, 2022

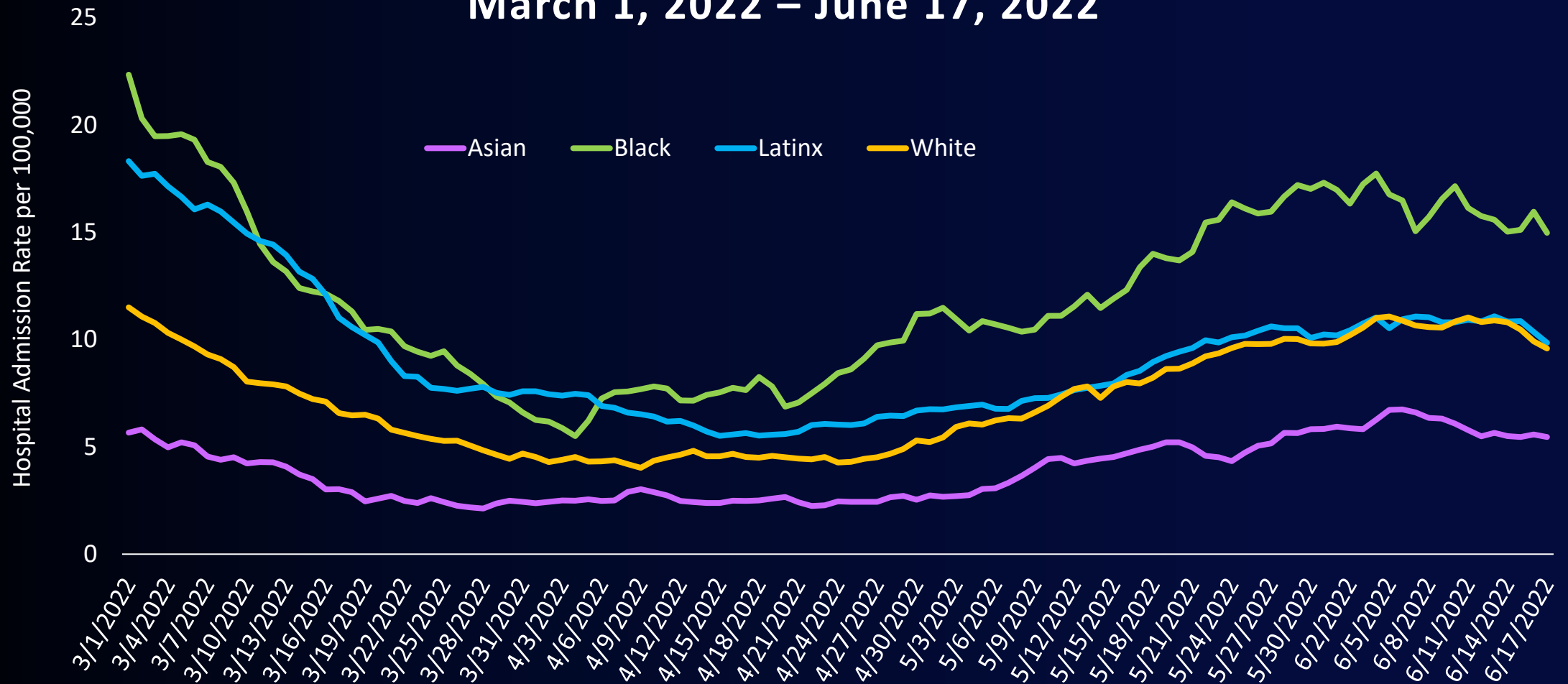


[covid19.lacounty.gov](https://covid19.lacounty.gov)

6/30/2022

# 14-Day Cumulative Age-Adjusted Hospital Admission Rate by Race/Ethnicity

## March 1, 2022 – June 17, 2022



## Percent of LAC Residents Ages 5 Years or Older Fully Vaccinated by Race/Ethnicity and Age Group as of June 19, 2022

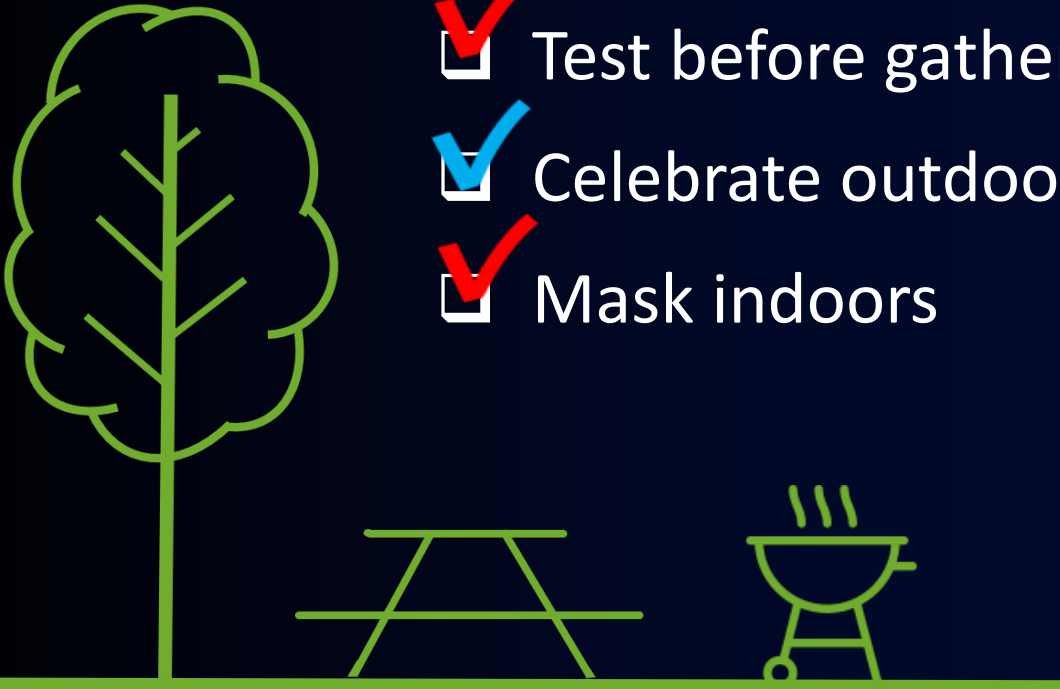
Race/Ethnicity	5-11	12-17	18-29	30-49	50-64	65+
American Indian/Alaska Native	46.3%	88.1%	86.2%	87.6%	66.1%	67.8%
Asian	58.2%	94.9%	89.8%	82.2%	82.0%	86.3%
Black/African American	19.7%	51.7%	46.6%	58.9%	66.1%	73.6%
Latinx	20.3%	63.9%	57.8%	61.9%	73.2%	81.8%
White	39.7%	77.9%	75.2%	76.1%	71.0%	86.1%



# Planning a COVID-Safe 4<sup>th</sup> of July



- Stay home if sick or exposed
- Test before gathering
- Celebrate outdoors
- Mask indoors



## If you become sick with COVID

- FREE medication available if you have symptoms and are at risk of severe disease
- Call ASAP  
833-540-0473  
8:00am – 8:30pm, every day  
[ph.lacounty.gov/covidmedicines](https://ph.lacounty.gov/covidmedicines)



[covid19.lacounty.gov](https://covid19.lacounty.gov)

6/30/2022

# FREE Services - Protection from COVID-19

---



Vaccines



Tests



Medication – if you  
have symptoms and are at risk  
of severe disease

Call

LA County Department  
of Public Health

**833-540-0473**

8:00am – 8:30pm  
every day



[covid19.lacounty.gov](https://covid19.lacounty.gov)

6/30/2022