



# Influenza Watch

Los Angeles County

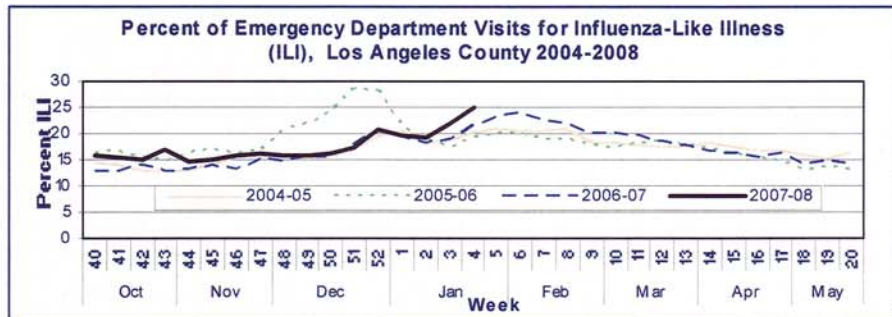
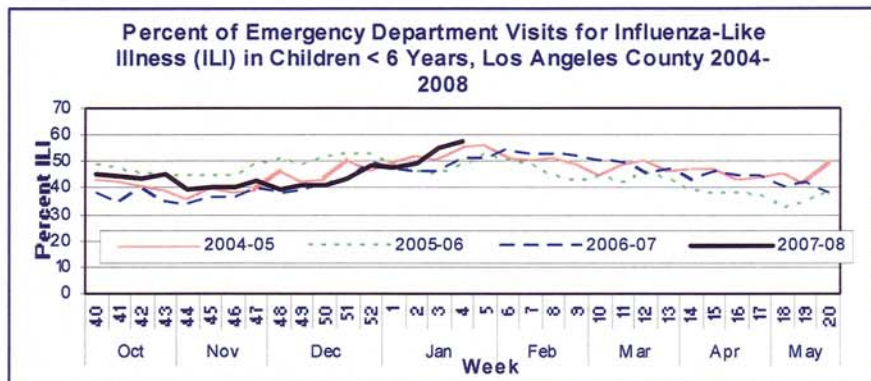
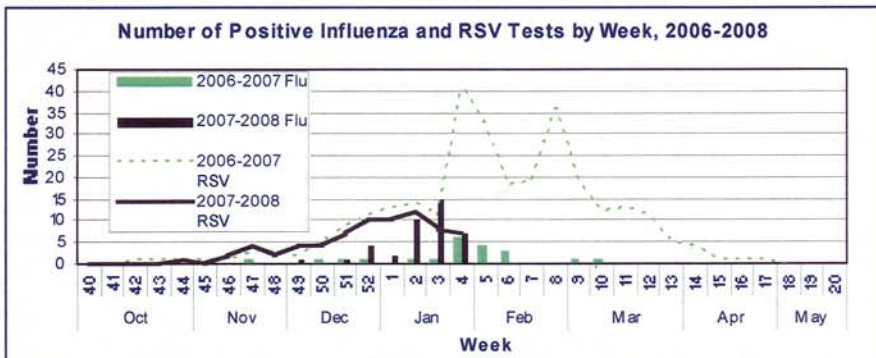
<http://lapublichealth.org/acd/flu.htm>

SURVEILLANCE SYSTEM*	Week 4	To Date
Positive Influenza Tests±	7	40
Positive RSV Tests±	7	71
Severe Pediatric Influenza Cases	1 (0)†	10 (0)†
Influenza Vaccines Administered by Public Health	--	101,201

\*See <http://lapublichealth.org/acd/flu.htm> for a description of surveillance methods.

†The number of deaths is indicated by the parenthesis. Includes a case from week 2

±Sentinel sites (5-7 participating facilities).



## Important Information

•For the second week, all markers of influenza activity increased in Los Angeles

•Twice as many flu isolates have been recorded this year versus all of last year.

## In the News

A CDC study revealed that <70% of physicians are testing patients for influenza and many are still using amantadine and rimantadine for patients with ILI though those are not currently recommended in the US.

[http://www.cdc.gov/mmwr/preview/mmwrhtml/mm5703a1.htm?s\\_cid=mm5703a1\\_e](http://www.cdc.gov/mmwr/preview/mmwrhtml/mm5703a1.htm?s_cid=mm5703a1_e)

## Influenza Activity: CA & USA

**California:** During week (1/13/08-1/19/08), influenza activity in California was **Regional**. ILI admissions decreased in Northern and Southern California but prescriptions for antivirals increased. For more information see the CA influenza report: [www.dhs.ca.gov/ps/dc/dc/VRDL/html/FLU/Fluintro.htm](http://www.dhs.ca.gov/ps/dc/dc/VRDL/html/FLU/Fluintro.htm)

**United States:** The level of influenza activity increased throughout the US during week 3 (1/13/08-1/19/08). 6 states reported widespread influenza.

For more information see the US influenza report: <http://www.cdc.gov/flu/weekly/fluactivity.htm>