



# Division of HIV & STD Programs Annual Performance Measure Summary Report RW YR26 (CY 2016)

Ambulatory Outpatient Medical Services



# Presentation Outline

- Briefly Review The AOM Pay For Performance Payment Structure & Measures
- Present Performance Data For YR26 (CY 2016)
- Discuss Opportunities to Improve Aspects of Care/Service
- Identify Technical Assistance Needs



# AOM: Payment Structure & Pay-for-Performance Model

- Nov 2012 to June 2015 Fixed Rate of \$330.12 Per Patient Visit
- Beginning July 1, 2015 Rate Based on Performance of Selected Indicators
  - Base Rate: \$284.86 Per Patient Visit (Assuming All Core Measures Are Met)
  - If Core Measures Are Met, Additional Incentive Available Based on Performance of Supplemental Measures



## Measures and Benchmarks

- Measures Based on:
  - HRSA – HAB Ryan White Performance Measures
  - RW Program Client-level Data Elements Requirements (RSR)
  - U.S. Public Health HIV Treatment Guidelines
  - National HIVQUAL Measures
  - Institute for Healthcare Improvement
  - Historical Performance by Local Providers



## Core Measures

	Measure	Benchmark
1.1	ART For Pregnant Women	100%
1.2	ART For CD4 <500	95%
1.3	PCP Prophylaxis	95%
1.4	Adherence Assessment And Counseling	95%
1.6	Hepatitis C Screen	90%
1.7	HIV Risk Counseling	95%
1.8	Syphilis Screen	90%
1.9	Tuberculosis Screen	75%



## Supplemental Measures – Part A

	Measure	Service Score	Reimbursement per Measure (\$3.03 x service score)	Benchmark
2.1	Chlamydia Screen	1	\$3.03	90%
2.2	Gonorrhea Screen	1	\$3.03	90%
2.3	Pneumococcal Vaccination	1	\$3.03	90%
2.4	Influenza Vaccination	1	\$3.03	90%
2.5	Hepatitis B Screen	2	\$6.06	90%
2.6	Substance Abuse Assessment	3	\$9.09	90%
2.7	Mental Health Assessment	3	\$9.09	90%
2.8	Hepatitis B Vaccination	3	\$9.09	90%
2.9	Tobacco Cessation Counseling	3	\$9.09	90%

## Supplemental Measures – Part B

	Measure	Reimbursement	Benchmark
2.10	Medical Visits	\$18.00	90%
2.11	Viral Load Suppression <200 Copies/mL When on ART	\$18.00	80%

### Other Contract Related Performance Measures

- **Eligibility & Consents** – Documentation of HIV Status, Residency in LA County, Income, Alternate Payor, Consent, Limits of Confidentiality, & Grievance Procedures Form



## Tracking Only Performance Measures

- April 2017, YR26 (CY 2016)
  - Lifetime PCV 13 Vaccination
  - Lifetime Meningococcal Vaccine (MCV4 x2 Doses)
  - Annual Hepatitis C Screening For MSM
  - Annual GC/CT Rectal Screening For MSM
  - Annual Pharyngeal GC Screening For MSM




## About the Data

- Onsite Review Process – Conducted in 2017
- Review Period – 1/1/2016 to 12/31/2016
- Sampling Methodology
  - Sample 1 – Included patients who had 2 or more visits with a provider (MD, PA, NP); used for Eligibility, Core & Supplemental Part A measures
  - Sample 2 – Included patients who had 1 or more visits with a provider (MD, NP, PA); used for Supplemental Part B measures
- Total Number of Providers in The Sample– 19 (Including 6 Providers With Multiple Clinical Sites)
- Total Number of Clinics in The Sample– 38



# Performance of Ryan White Program Contracted Clinics for YR26 (CY 2016)


## CORE MEASURES






# Core Measure 1.1 ART For Pregnant Women

## % of HIV-Infected Pregnant Women Who Were Prescribed ART in The Measurement Year



Source: 2016 AOM Monitoring

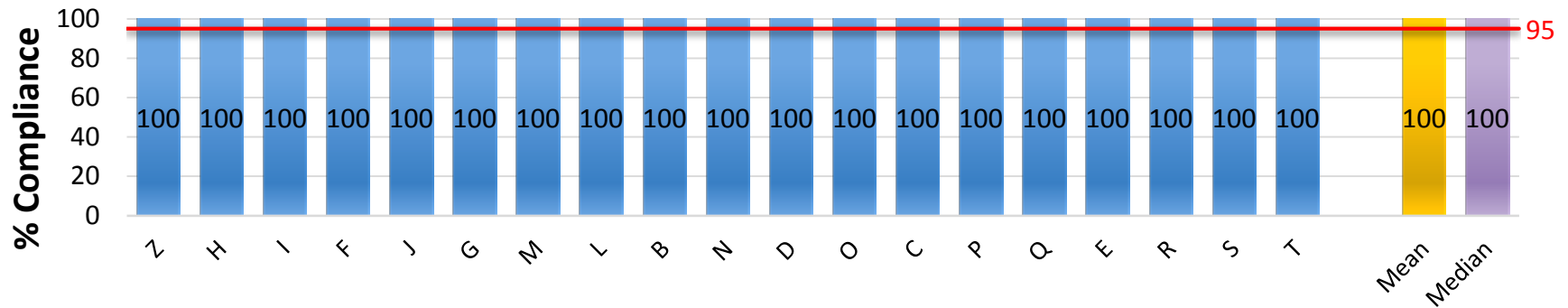


Source: 2015 AOM Monitoring



# Core Measure 1.2 ART For CD4 <500

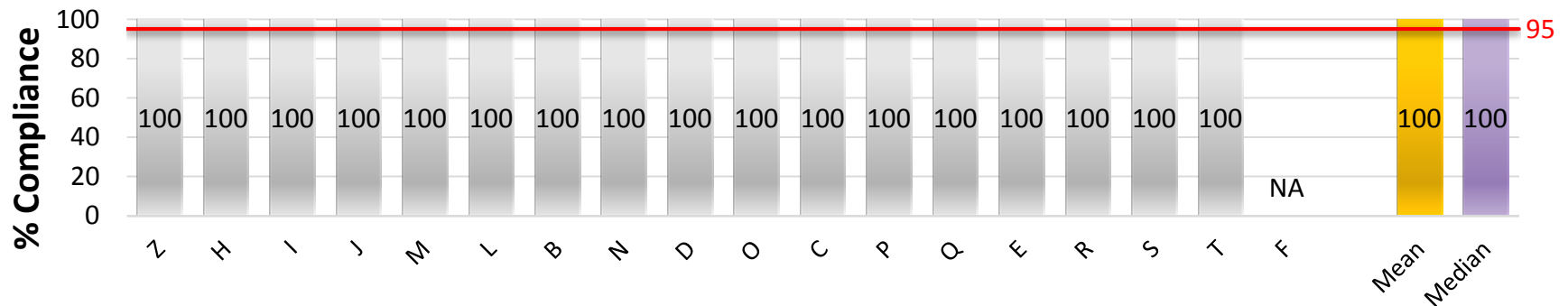
% of Patients With CD4 T-Cell Counts <500 or an AIDS-Defining Condition Who Were Prescribed ART



Source: 2016 AOM Monitoring

Agency

— Benchmark



Source: 2015 AOM Monitoring

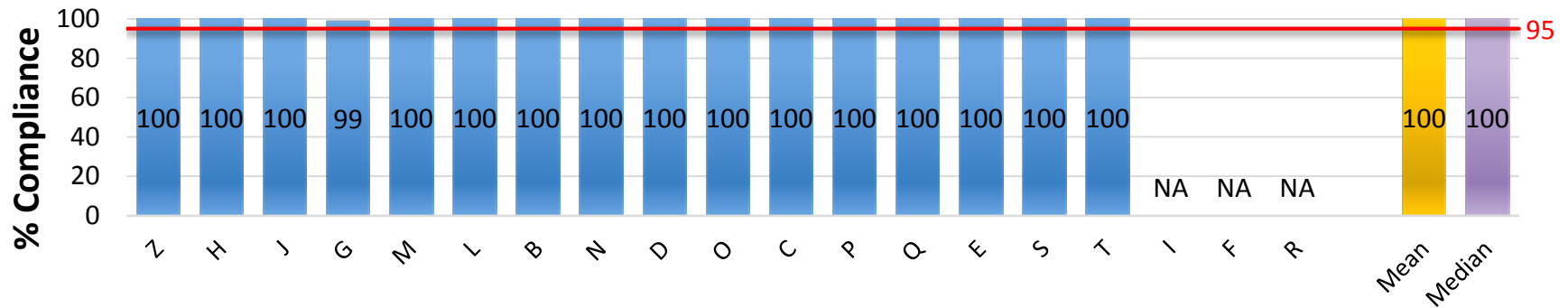
Agency

— Benchmark



# Core Measure 1.3 PCP Prophylaxis

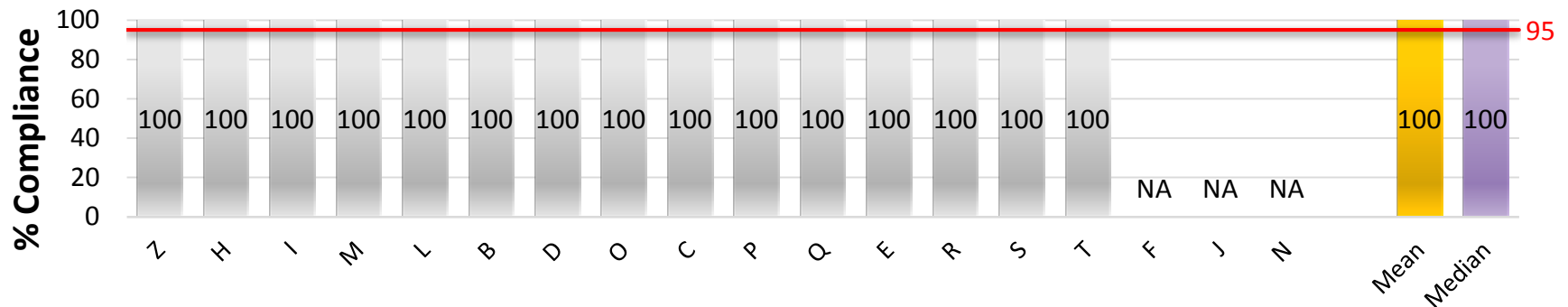
## % of Patients With CD4 T-Cell Count <200 Who Were Prescribed PCP Prophylaxis



Source: 2016 AOM Monitoring

Agency

— Benchmark



Source: 2015 AOM Monitoring

Agency

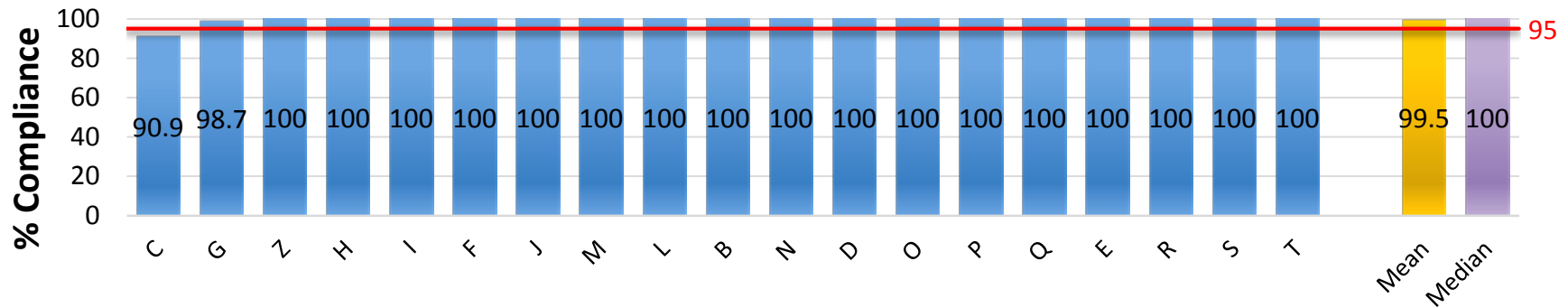
— Benchmark



# Core Measure 1.4

## Adherence Assessment & Counseling

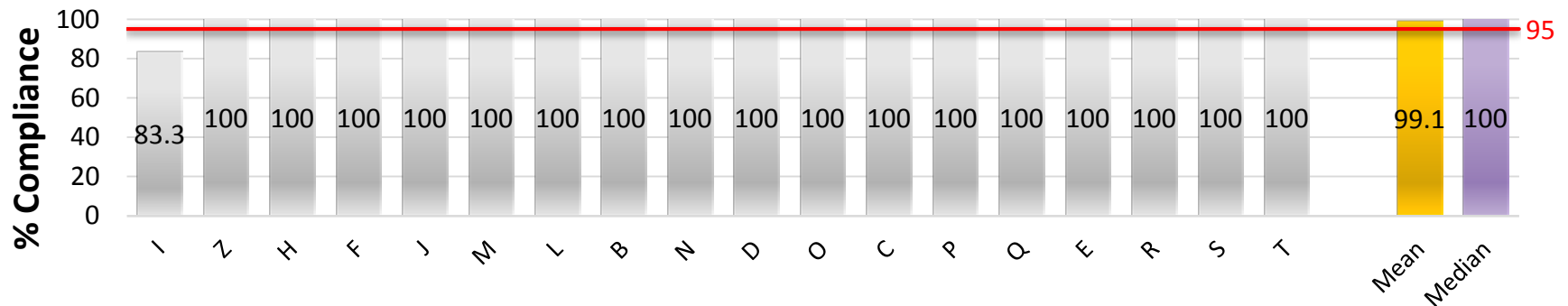
% of Patients on ART Who Were Assessed For Adherence Two or More Times in The Measurement Year



Source: 2016 AOM Monitoring

Agency

— Benchmark



Source: 2015 AOM Monitoring

Agency

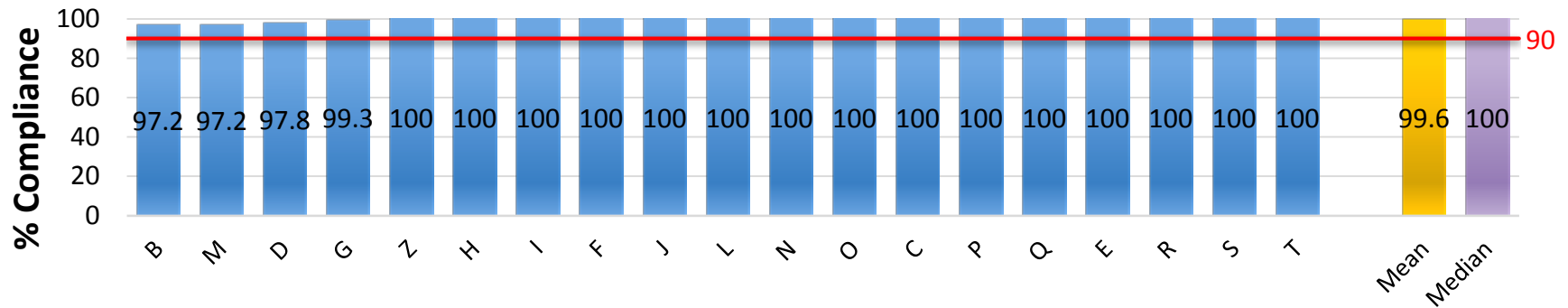
— Benchmark



# Core Measure 1.6

## Hepatitis C Screen Since Diagnosis

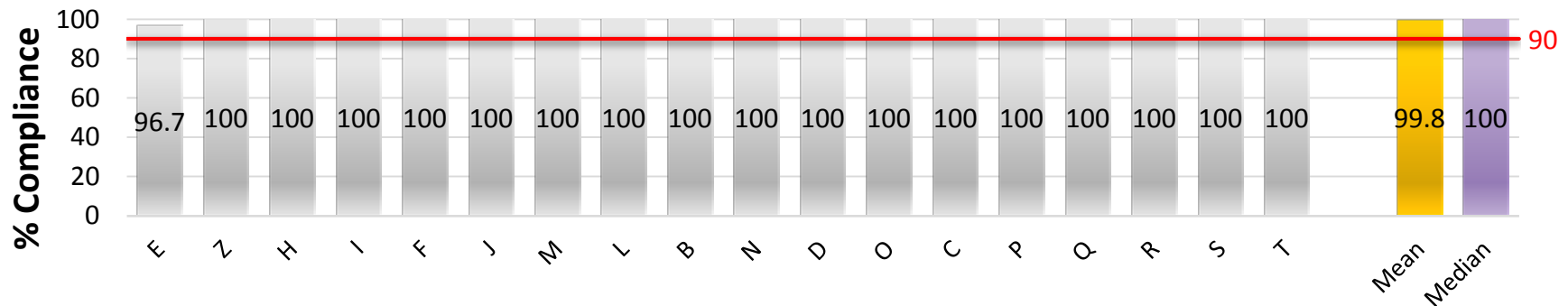
% of Patients Screened For Hepatitis C (HCV) at Least Once Since HIV Diagnosis



Source: 2016 AOM Monitoring

Agency

— Benchmark



Source: 2015 AOM Monitoring

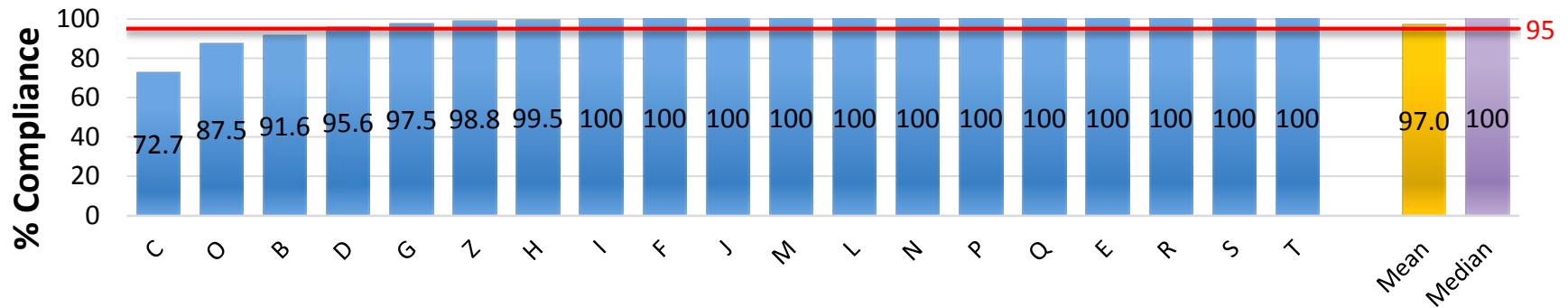
Agency

— Benchmark



# Core Measure 1.7 HIV Risk Counseling

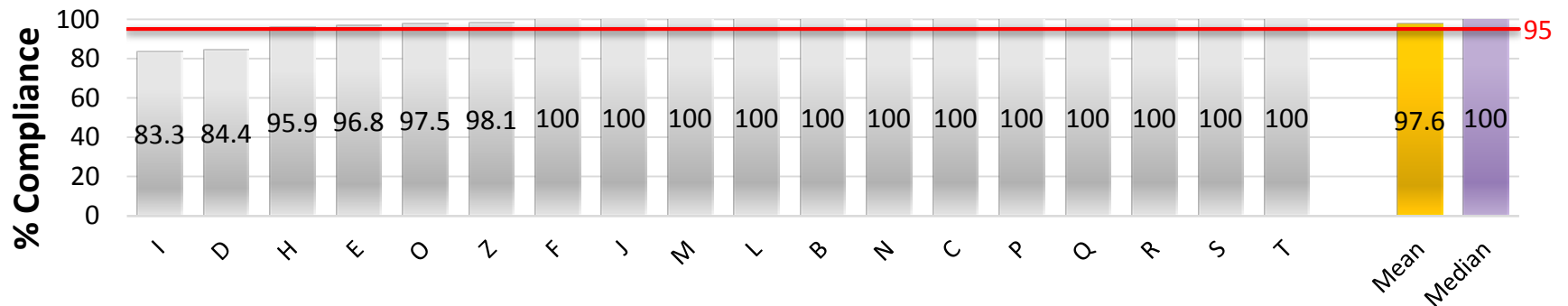
## % of Patients Who Received HIV Risk Counseling at Least Once in The Measurement Year



Source: 2016 AOM Monitoring

Agency

— Benchmark



Source: 2015 AOM Monitoring

Agency

— Benchmark

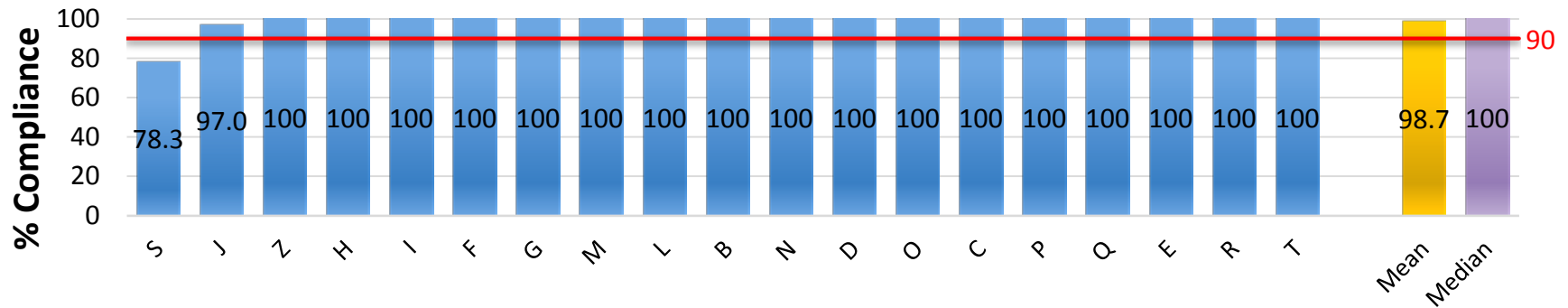




# Core Measure 1.8

## Syphilis Screen

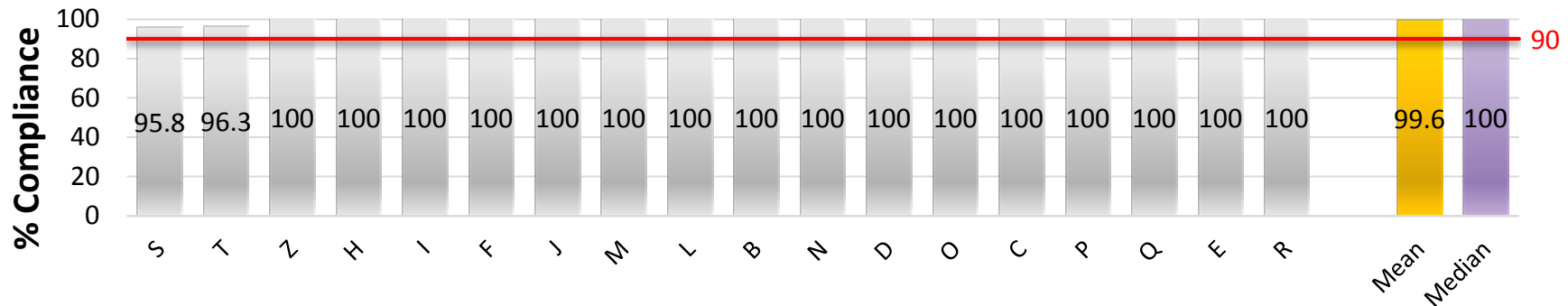
### % of Patients Who Were Tested For Syphilis at Least Once in The Measurement Year



Source: 2016 AOM Monitoring

Agency

— Benchmark



Source: 2015 AOM Monitoring

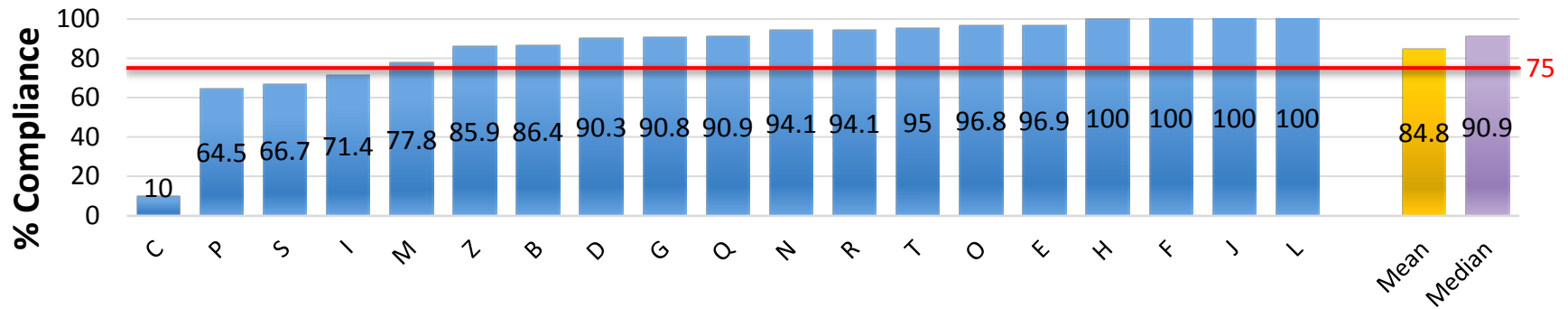
Agency

— Benchmark



# Core Measure 1.9 TB Screen

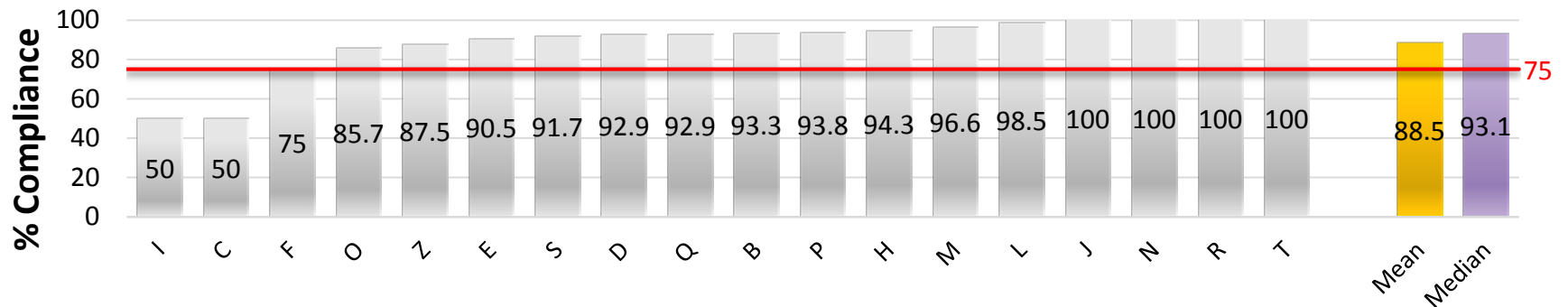
## % of Patients Who Were Tested For Latent Tuberculosis Infection (LTBI) at Least Once in The Measurement Year



Source: 2016 AOM Monitoring

Agency

Benchmark



Source: 2015 AOM Monitoring

Agency

Benchmark



# Performance of Ryan White Program Contracted Clinics for YR26 (CY 2016)

## SUPPLEMENTAL PART A MEASURES

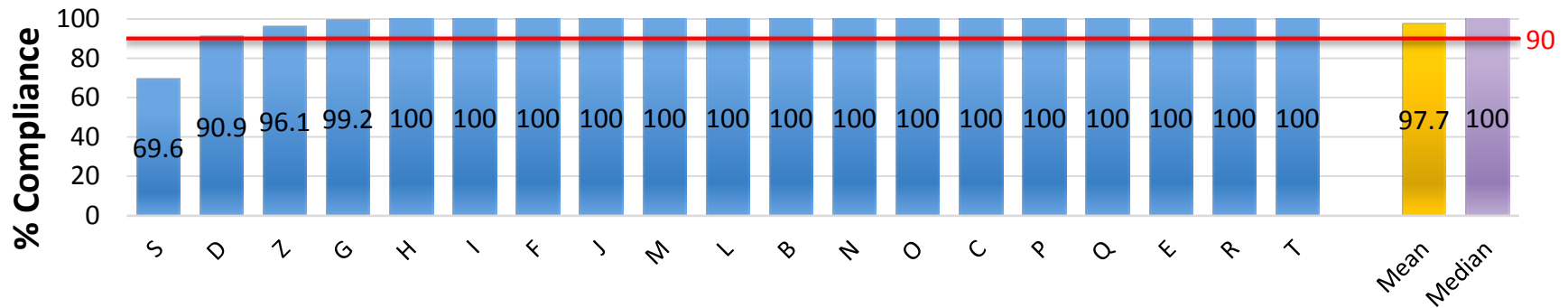




# Supplemental Measure, Part A - 2.1

## Chlamydia Screen

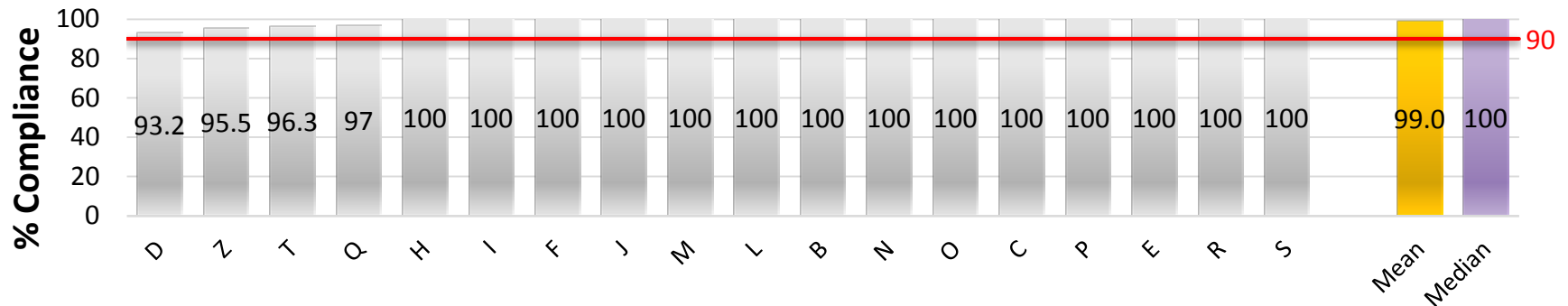
% of Patients Who Were Screened For Chlamydia at Least Once in The Measurement Year



Source: 2016 AOM Monitoring

Agency

Benchmark



Source: 2015 AOM Monitoring

Agency

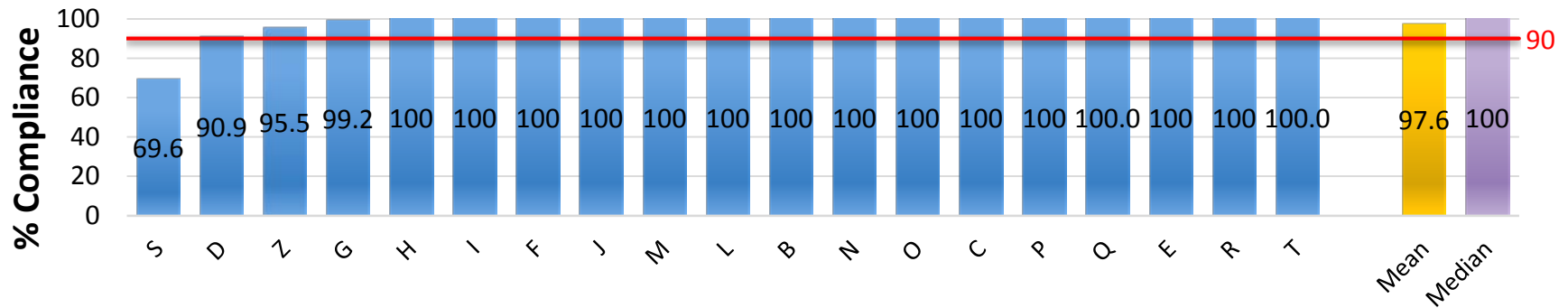
Benchmark



# Supplemental Measure, Part A - 2.2

## Gonorrhea Screen

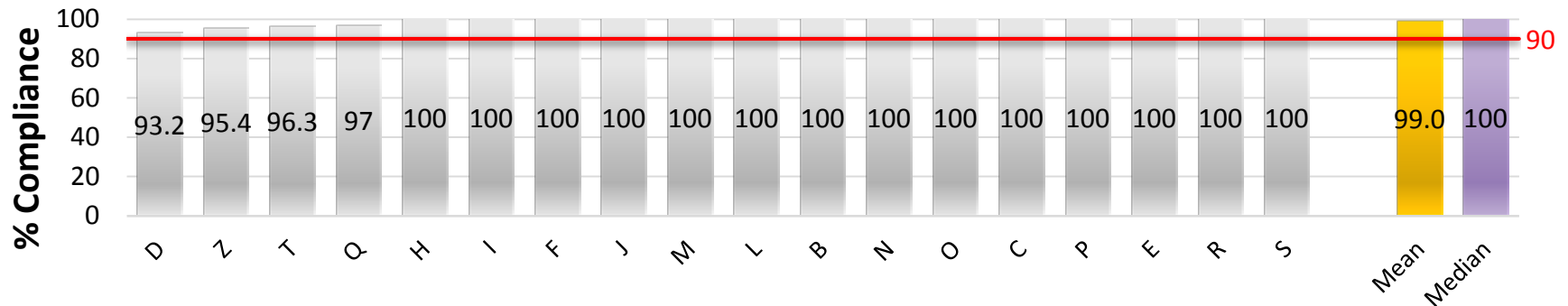
% of Adult Patients Who Were Screened For Gonorrhea at Least Once in The Measurement Year



Source: 2016 AOM Monitoring

Agency

Benchmark



Source: 2015 AOM Monitoring

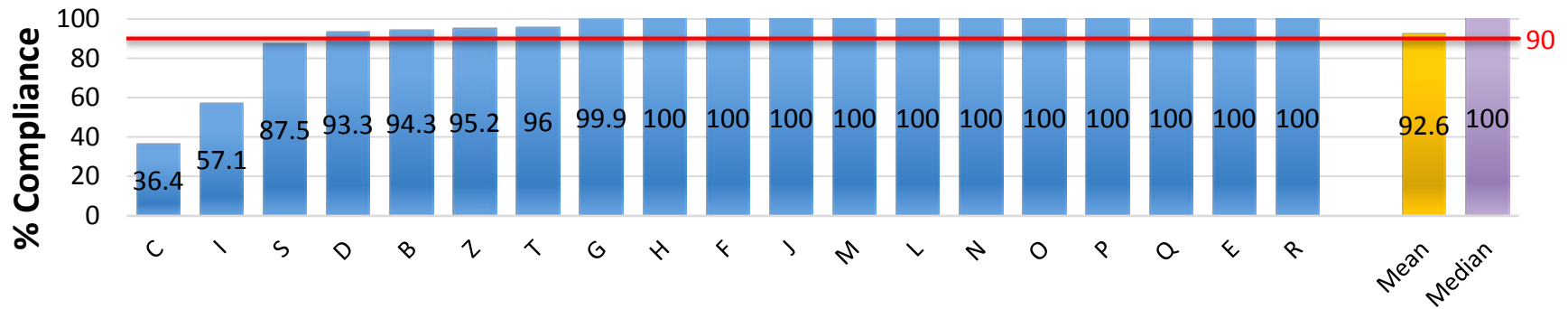
Agency

Benchmark



# Supplemental Measure, Part A - 2.3 Pneumococcal Vaccination

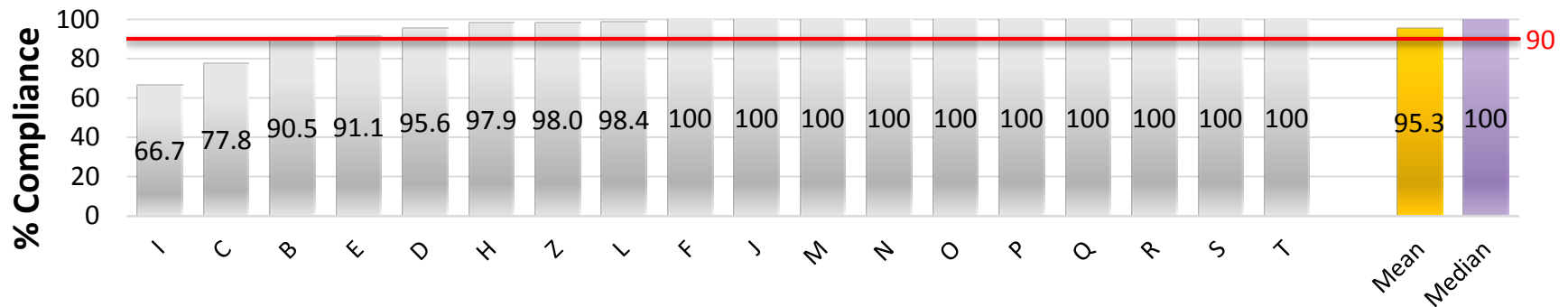
## % of Patients Who Have Ever Received Pneumococcal Vaccination



Source: 2016 AOM Monitoring

Agency

— Benchmark



Source: 2015 AOM Monitoring

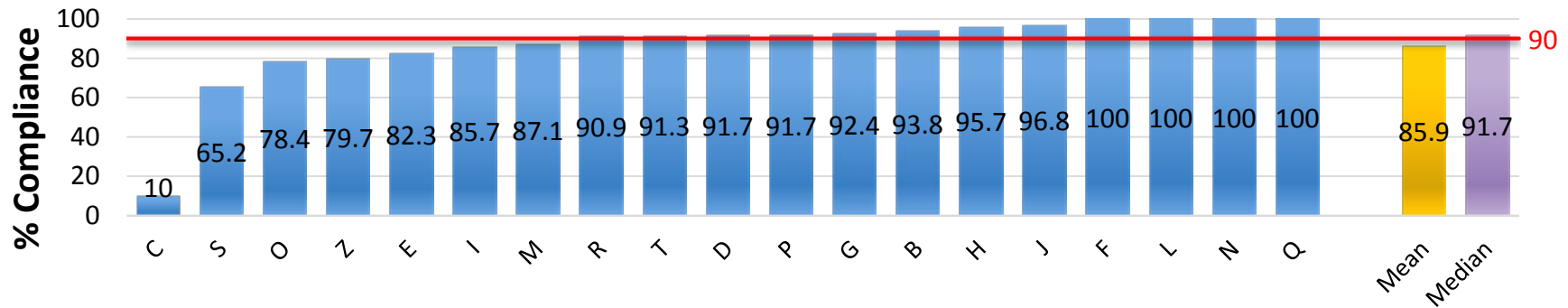
Agency

— Benchmark



# Supplemental Measure, Part A - 2.4 Influenza Vaccination

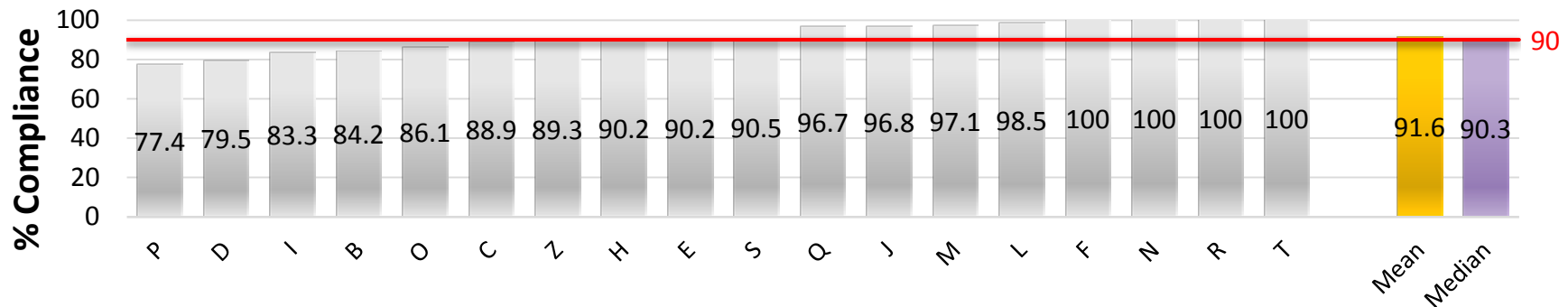
## % of Patients Who Received Influenza Vaccination in The Measurement Year



Source: 2016 AOM Monitoring

Agency

— Benchmark



Source: 2015 AOM Monitoring

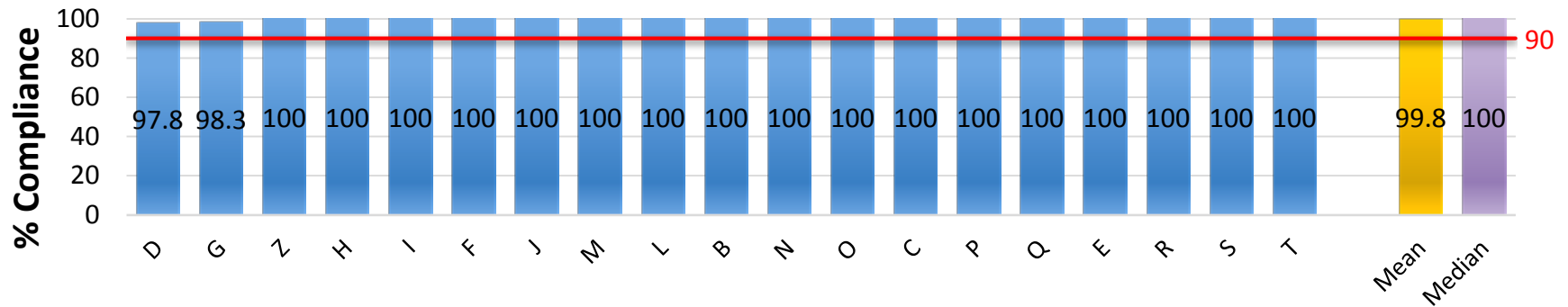
Agency

— Benchmark



# Supplemental Measure, Part A - 2.5 Hepatitis B Screen

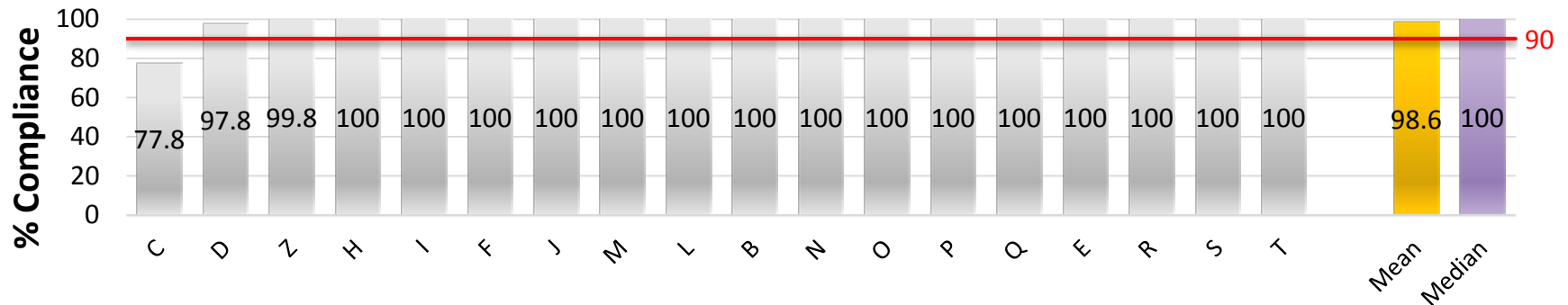
## % of Patients Screened For Hepatitis B at Least Once Since HIV Diagnosis



Source: 2016 AOM Monitoring

Agency

Benchmark



Source: 2015 AOM Monitoring

Agency

Benchmark

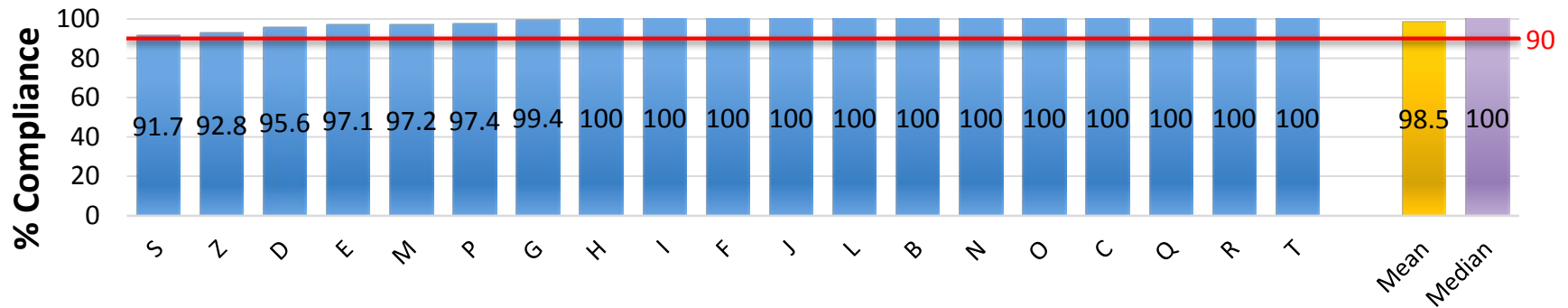




# Supplemental Measure, Part A - 2.6

## Substance Use Assessment

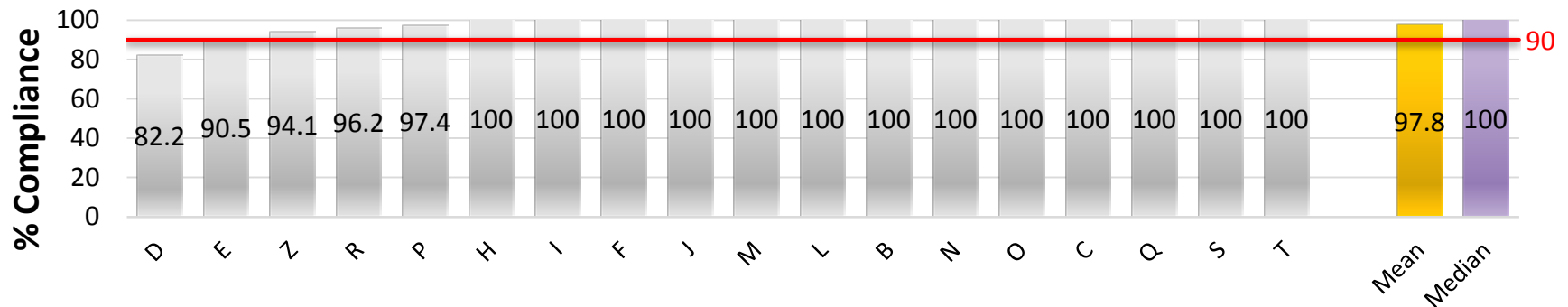
% of Patients Who Were Screened For Substance Use at Least Once in The Measurement Year



Source: 2016 AOM Monitoring

Agency

Benchmark



Source: 2015 AOM Monitoring

Agency

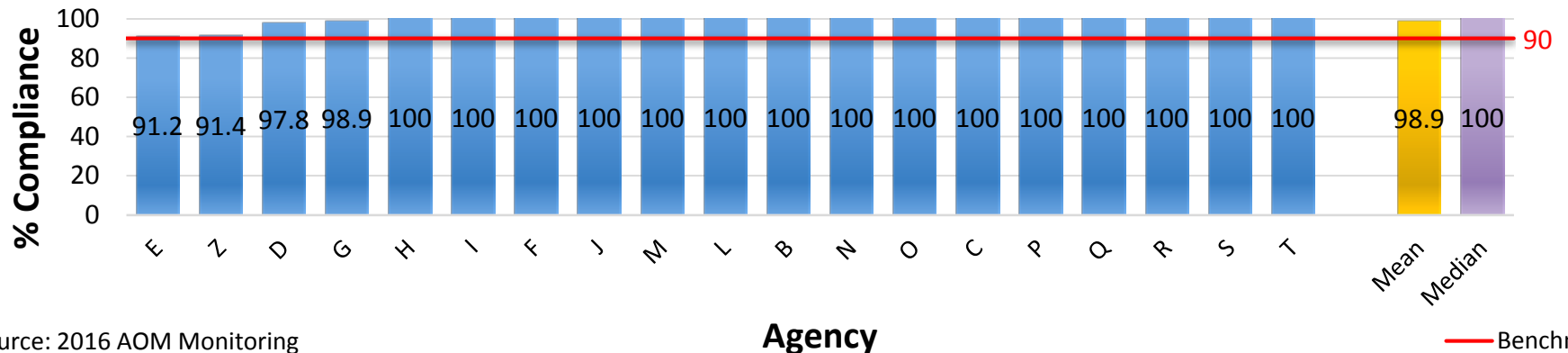
Benchmark



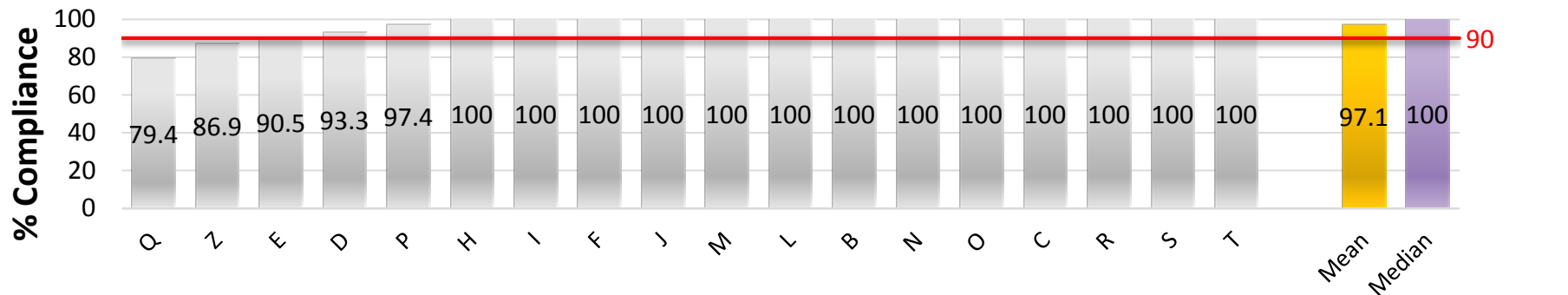
# Supplemental Measure, Part A - 2.7

## Mental Health Assessment

% of Patients Who Received a Mental Health Assessment at Least Once in The Measurement Year



Source: 2016 AOM Monitoring



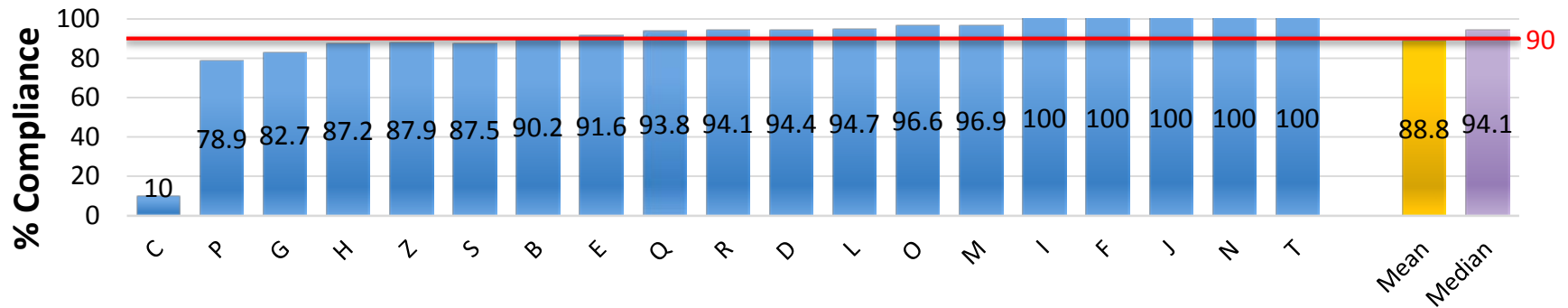
Source: 2015 AOM Monitoring



# Supplemental Measure, Part A - 2.8

## Hepatitis B Vaccination

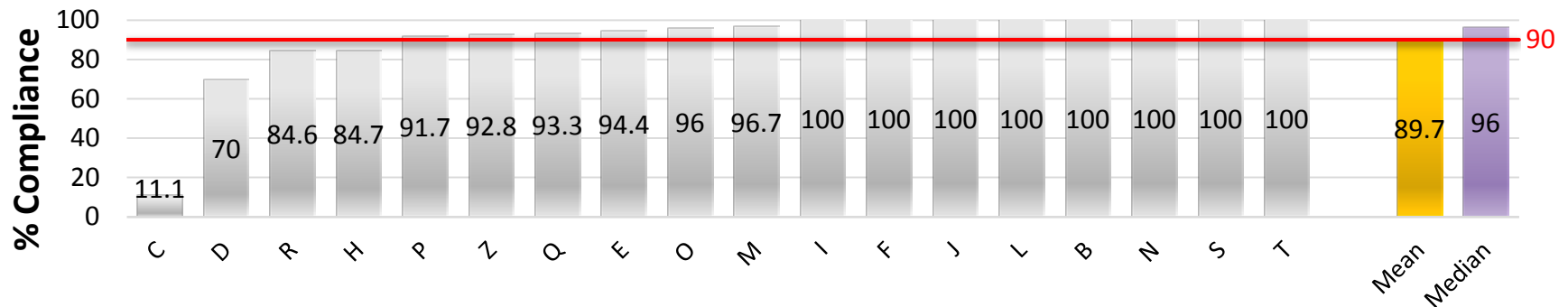
### % of Patients Who Completed The Vaccination Series For Hepatitis B



Source: 2016 AOM Monitoring

Agency

Benchmark



Source: 2015 AOM Monitoring

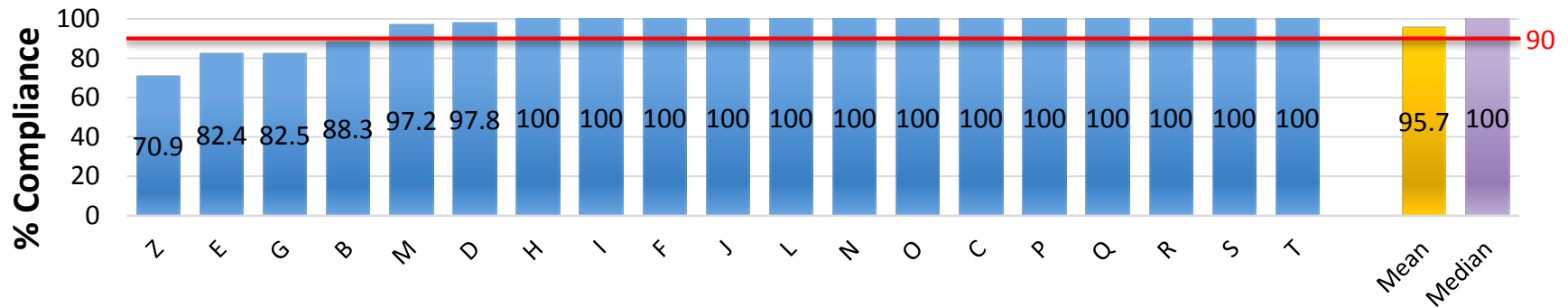
Agency

Benchmark



# Supplemental Measure, Part A - 2.9 Tobacco Cessation Counseling

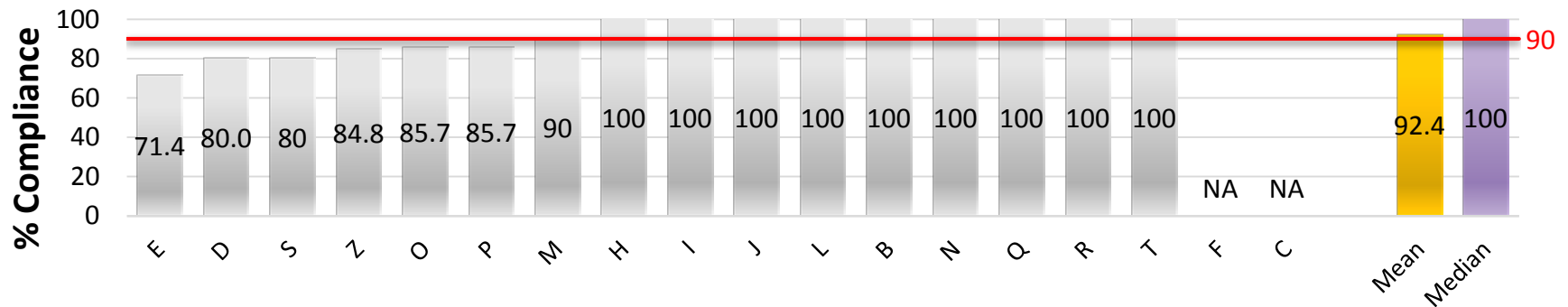
## % of Documented Smokers Who Received Tobacco Cessation Counseling In The Measurement Year



Source: 2016 AOM Monitoring

Agency

Benchmark



Source: 2015 AOM Monitoring

Agency

Benchmark



# Performance of Ryan White Program Contracted Clinics for YR26 (CY 2016)

## **SUPPLEMENTAL PART B MEASURES**

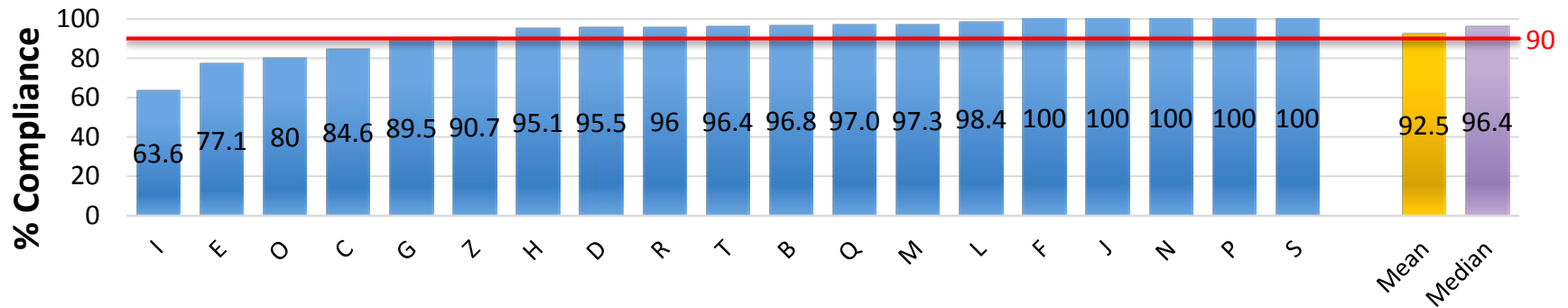




# Supplemental Measure, Part B – 2.10

## Medical Visits

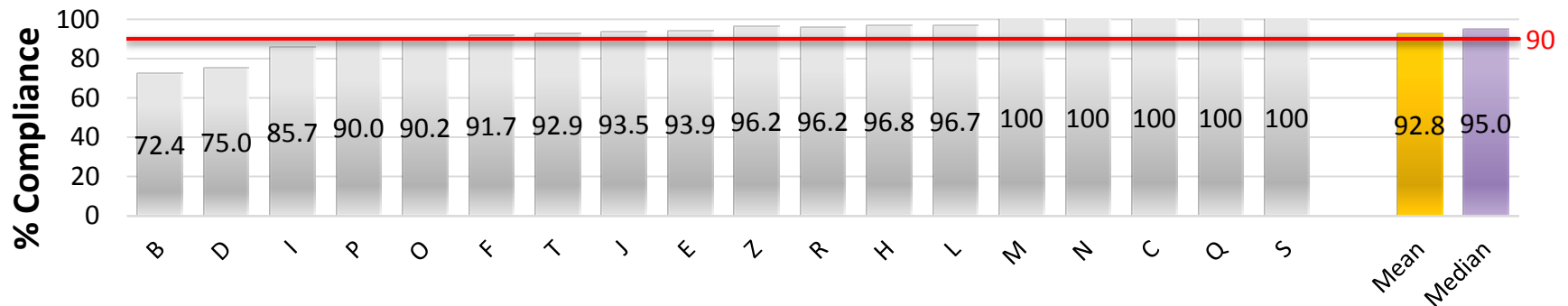
% of Patients Who Had a Medical Visit With an HIV Provider 2 or More Times at Least 3 Months Apart in The Measurement Year



Source: 2016 AOM Monitoring

Agency

Benchmark



Source: 2015 AOM Monitoring

Agency

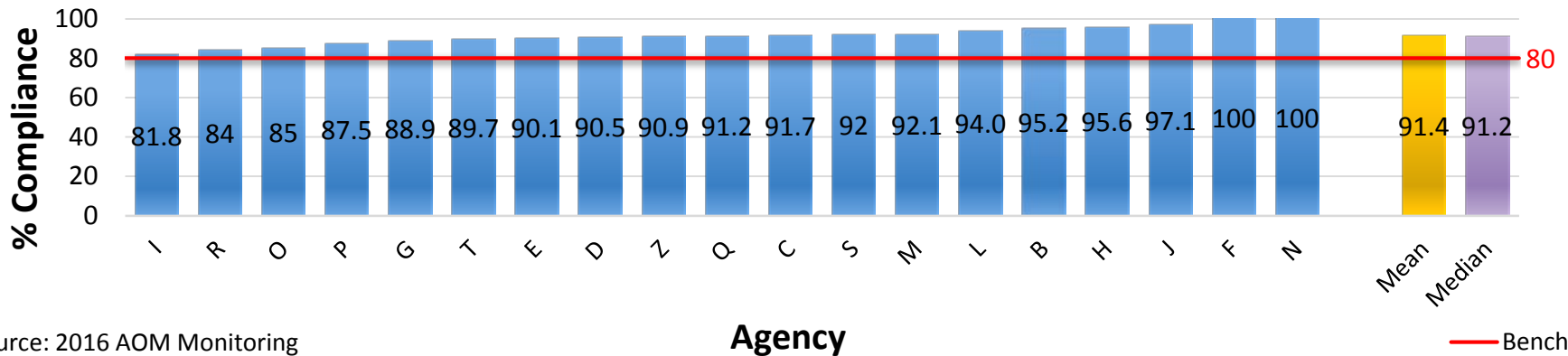
Benchmark



# Supplemental Measure, Part B – 2.11

## Viral Load Suppression

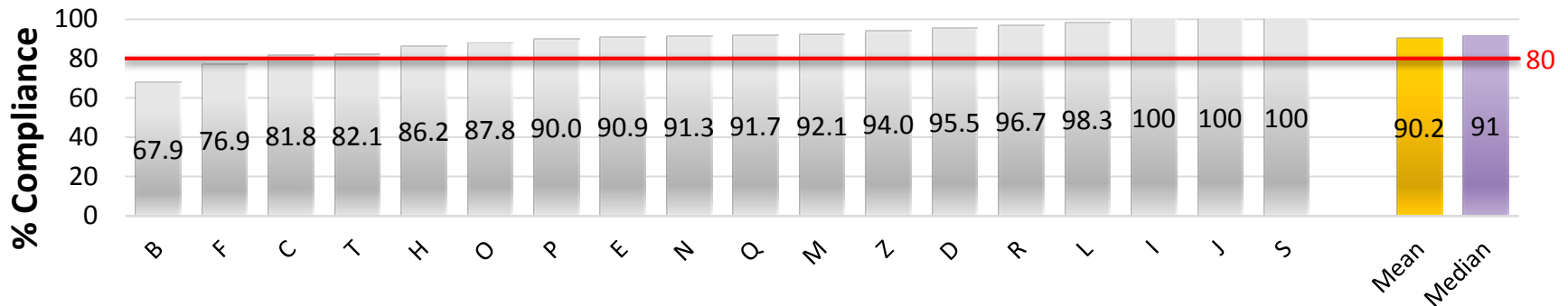
% of Patients on ARV Therapy (≥ 12 Weeks) Who Were Virally Suppressed (<200 Copies/ml) on Their Last Viral Load Test



Source: 2016 AOM Monitoring

Agency

Benchmark



Source: 2015 AOM Monitoring

Agency

Benchmark



# Performance of Ryan White Program Contracted Clinics for YR26 (CY 2016)

## ELIGIBILITY & PATIENT RIGHTS MEASURES

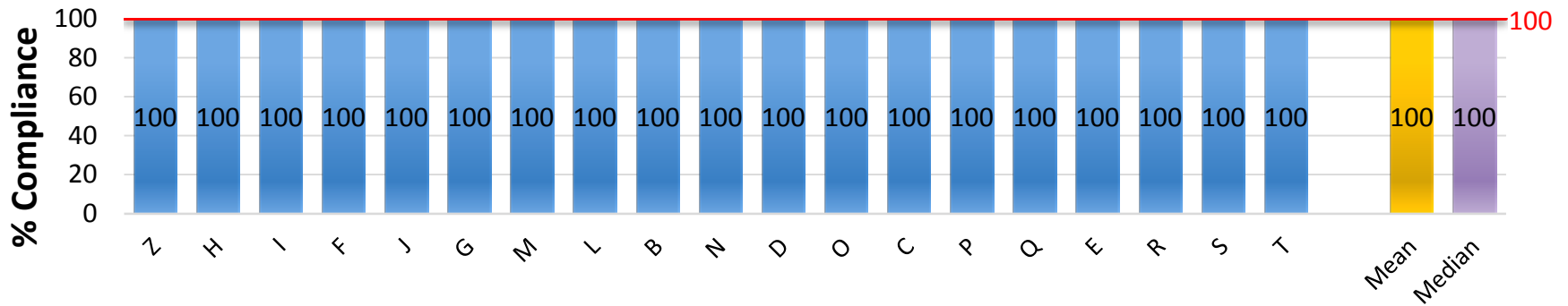






# Eligibility Measure HIV Confirmatory Test

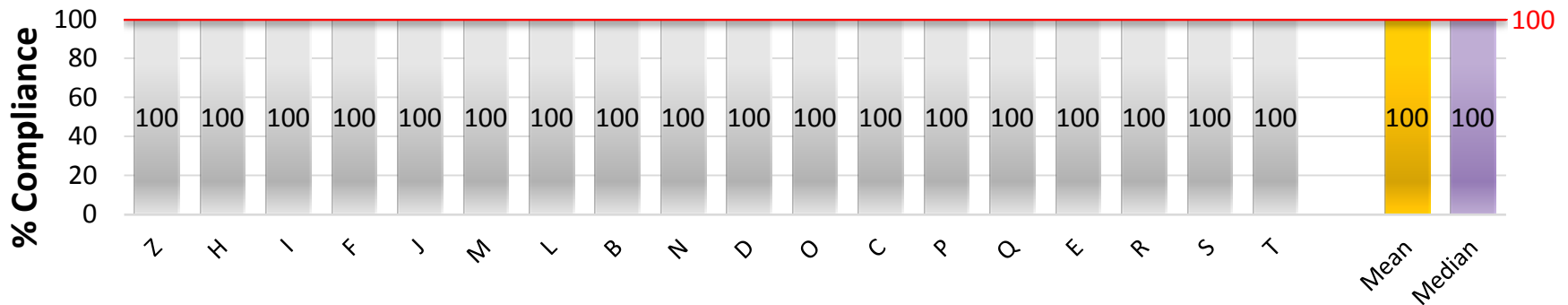
## % of Patients With HIV Status Documented in The Medical Record



Source: 2016 AOM Monitoring

Agency

— Benchmark



Source: 2015 AOM Monitoring

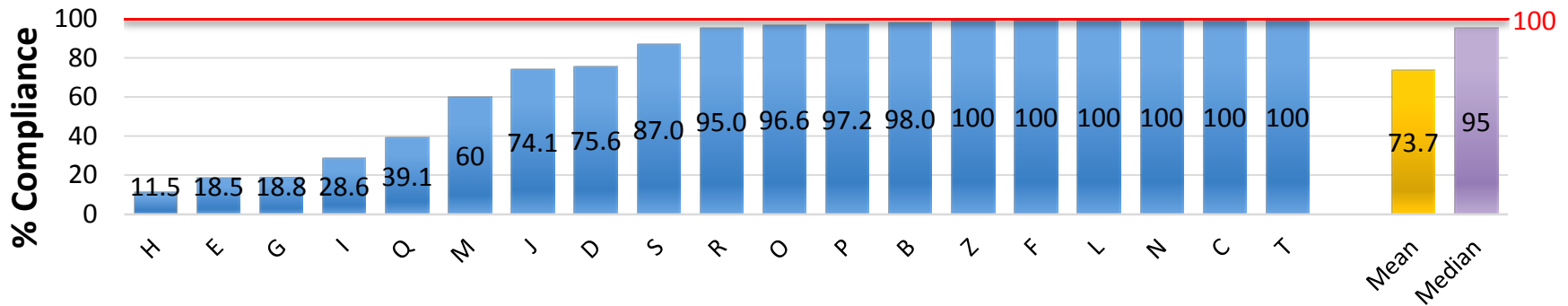
Agency

— Benchmark



# Eligibility Measure Residency Verification

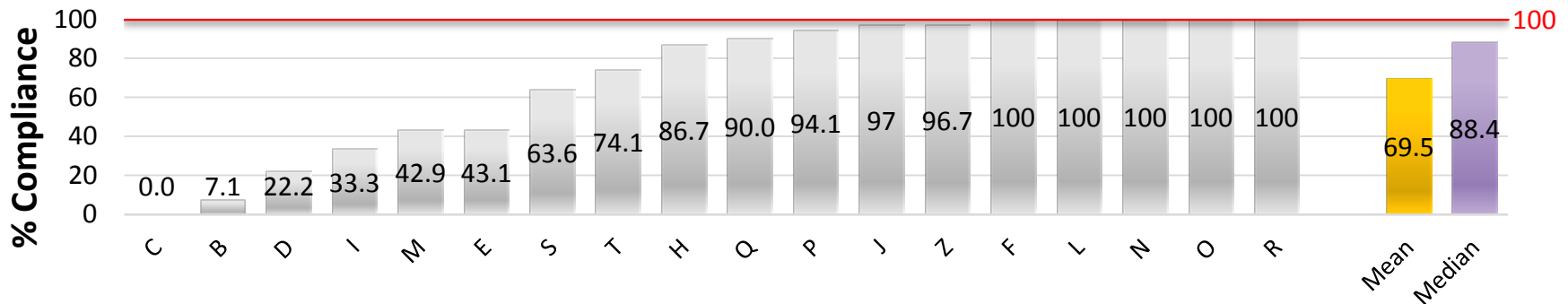
## % of Patients Whose Residency in LA County Was Verified Every 6 Months of The Measurement Year



Source: 2016 AOM Monitoring

Agency

— Benchmark



Source: 2015 AOM Monitoring

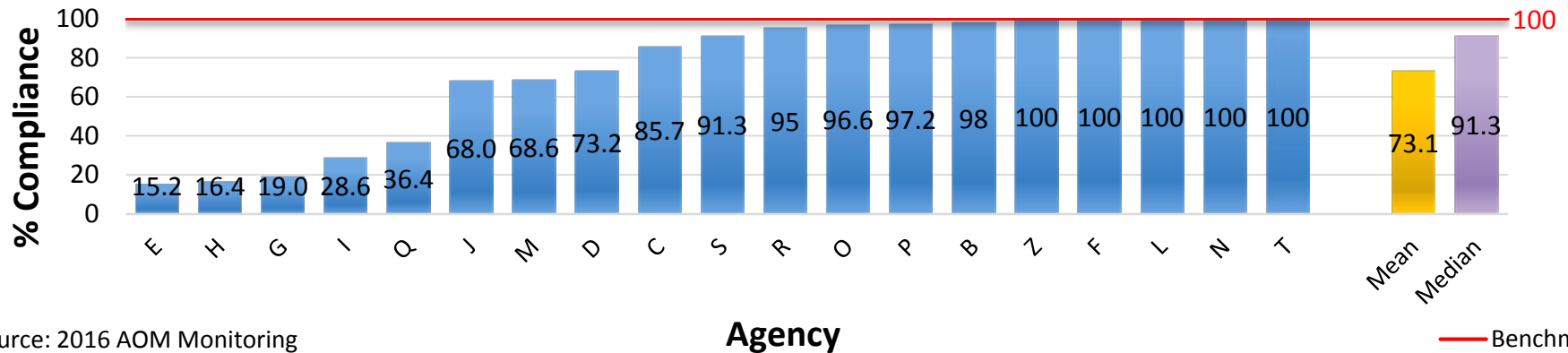
Agency

— Benchmark

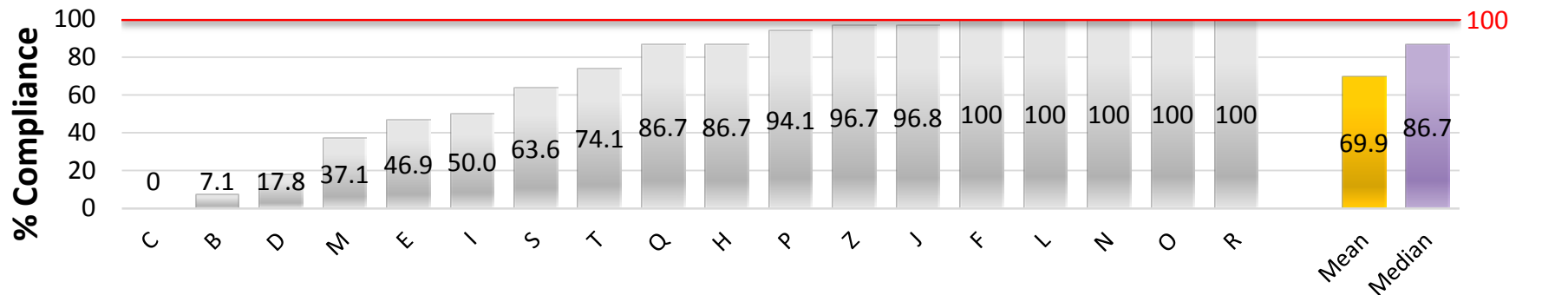


# Eligibility Measure Income Verification

## % of Patients Whose Income Was Verified Every 6 Months of The Measurement Year



Source: 2016 AOM Monitoring

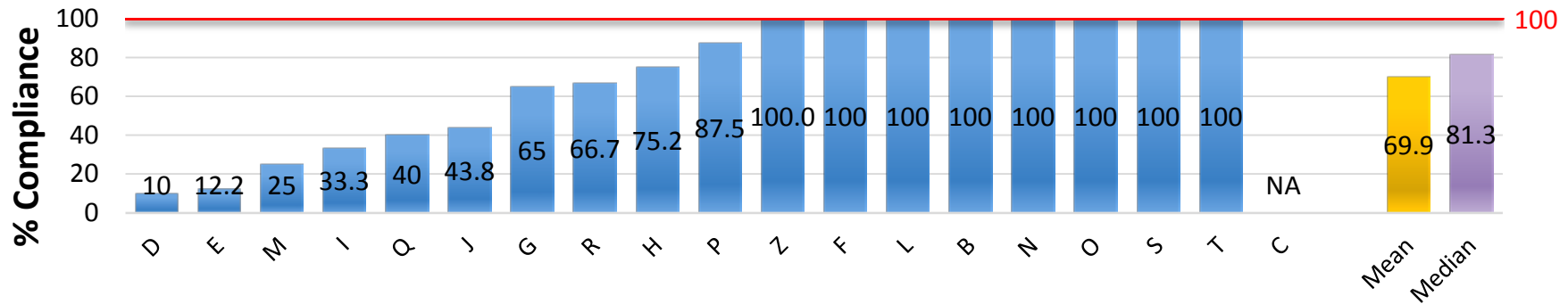


Source: 2015 AOM Monitoring



# Eligibility Measure Alternate Payor

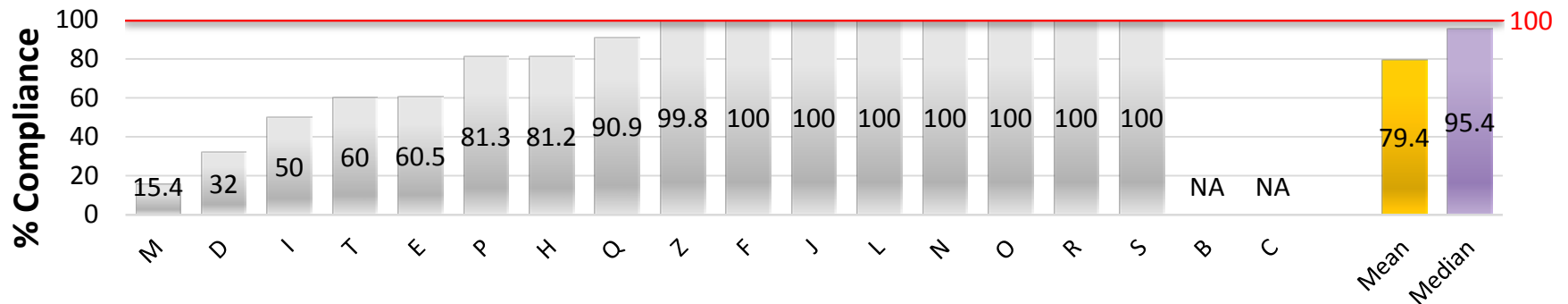
## % of Patients Screened For Alternate Payor Source Every 6 Months of The Measurement Year



Source: 2016 AOM Monitoring

Agency

— Benchmark



Source: 2015 AOM Monitoring

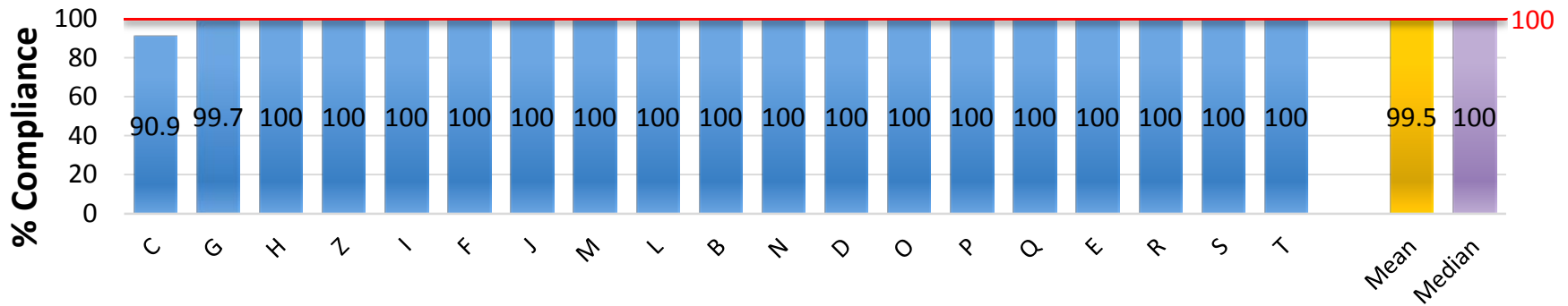
Agency

— Benchmark



# Eligibility Measure Consent For Medical Services

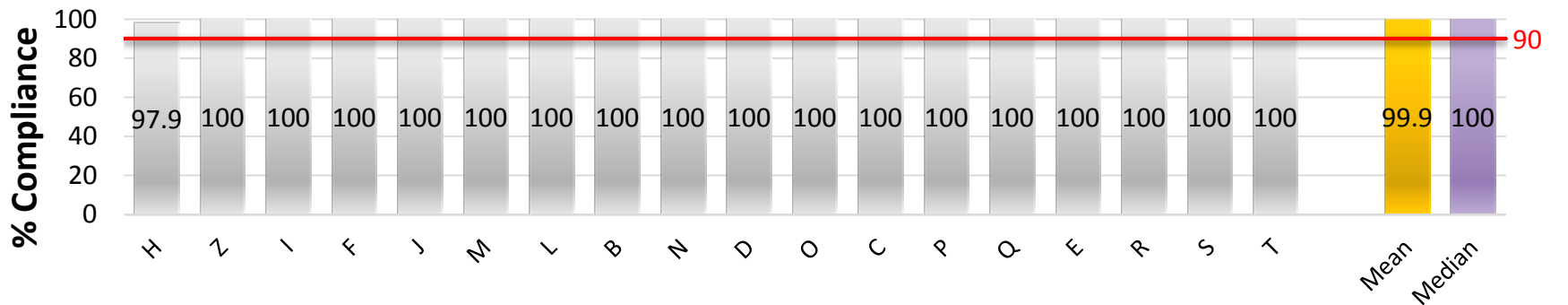
## % of Patients With signed & Dated Medical Services Consent



Source: 2016 AOM Monitoring

Agency

Benchmark



Source: 2015 AOM Monitoring

Agency

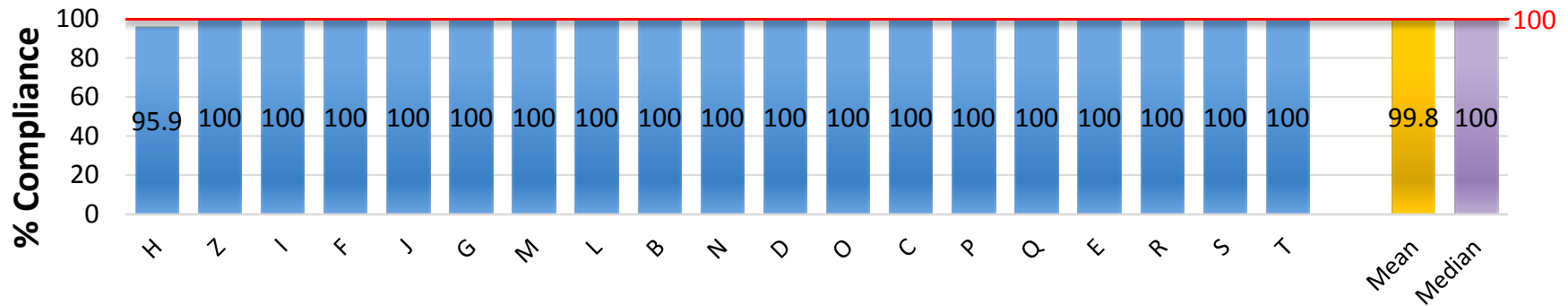
Benchmark



# Eligibility Measure

## Confidentiality Limits Form in The Medical Record

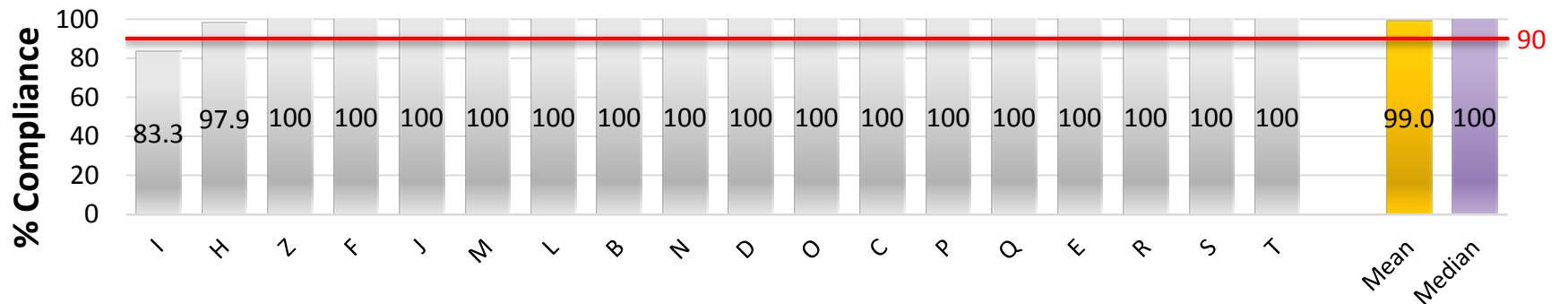
% of Patients Who Received Information on Limits of Confidentiality or HIPAA Form



Source: 2016 AOM Monitoring

Agency

Benchmark



Source: 2015 AOM Monitoring

Agency

Benchmark



# Performance of Ryan White Program Contracted Clinics for YR26 (CY 2016)

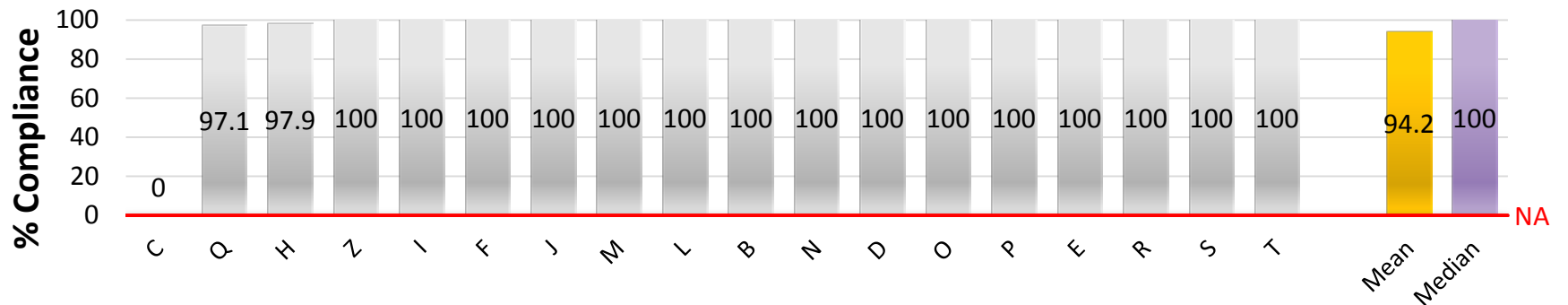
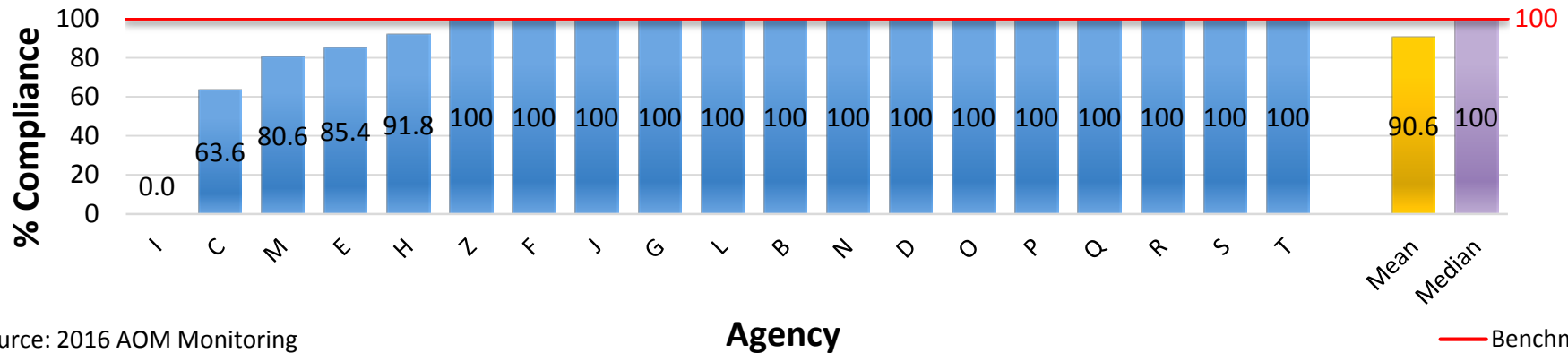
## TRACKING MEASURES





# Tracking Measure Grievance Procedures Form

## % of Patients Whose Medical Records Include Acknowledgement of Grievance Procedures

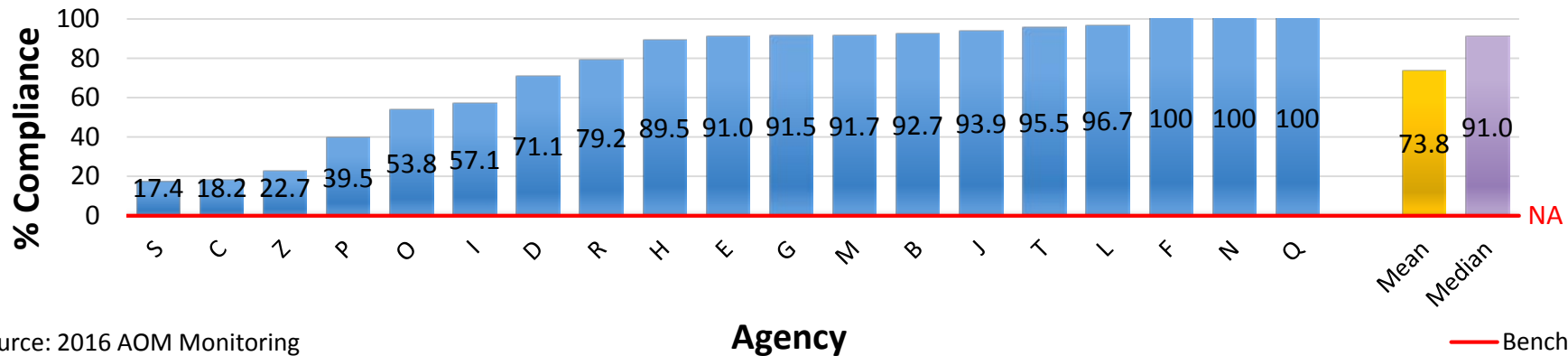






# Tracking Measure Pevnar Vaccination

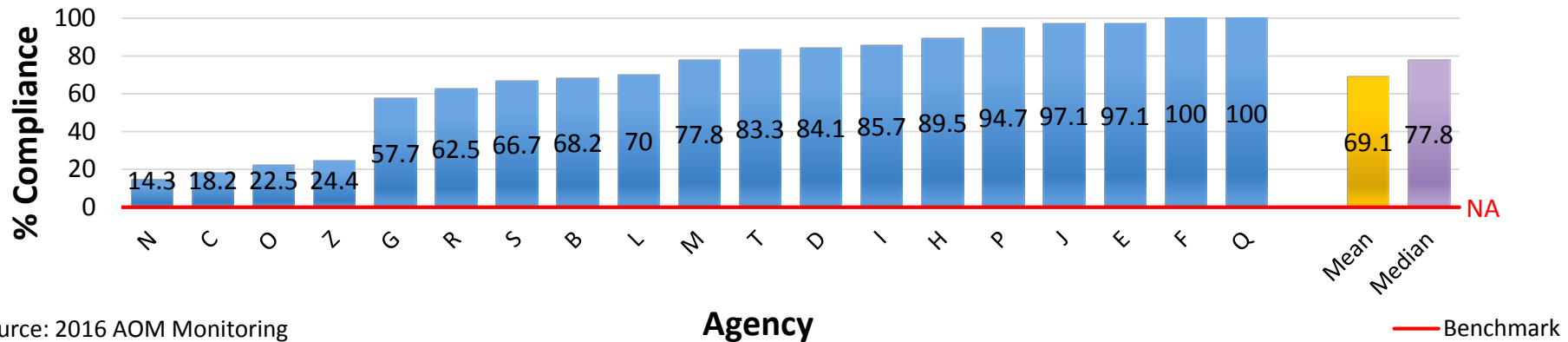
## % of Patients Who Have Ever Received The Pevnar (PCV-13) Vaccination






# Tracking Measure Meningococcal Vaccination

## % of Patients Who Have Ever Completed The Meningococcal Vaccination (MCV4) Series



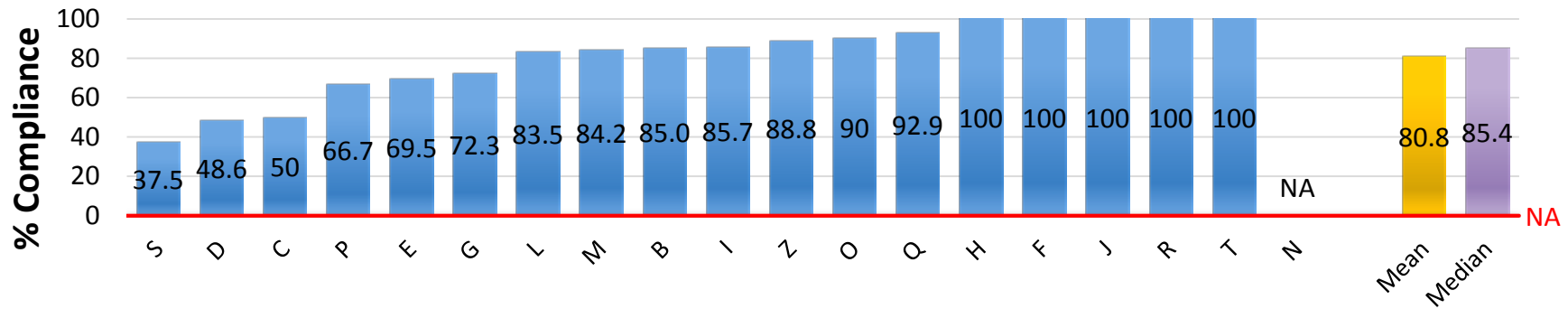
## 2015 monitoring data - NA for this measure





# Tracking Measure Hepatitis C Screen For MSM

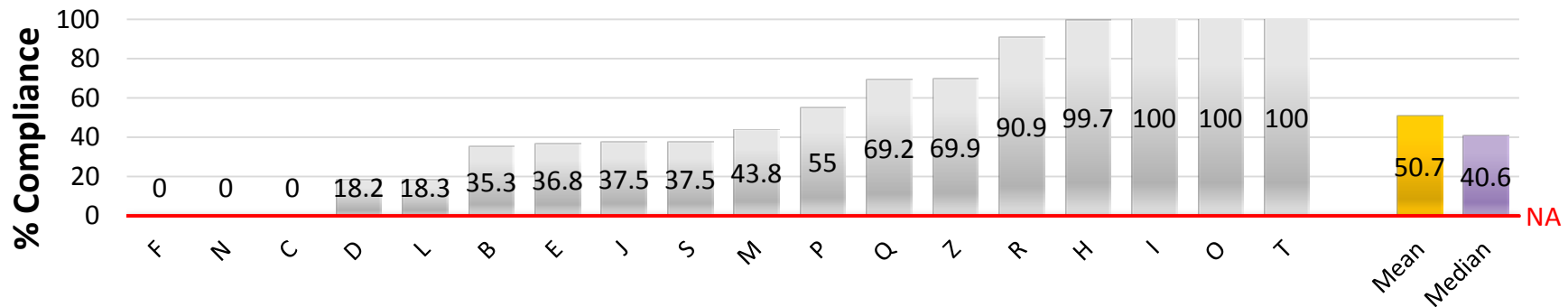
## % of MSM Patients Who Were Screened For Hepatitis C in The Measurement Year



Source: 2016 AOM Monitoring

Agency

— Benchmark



Source: 2015 AOM Monitoring

Agency

— Benchmark

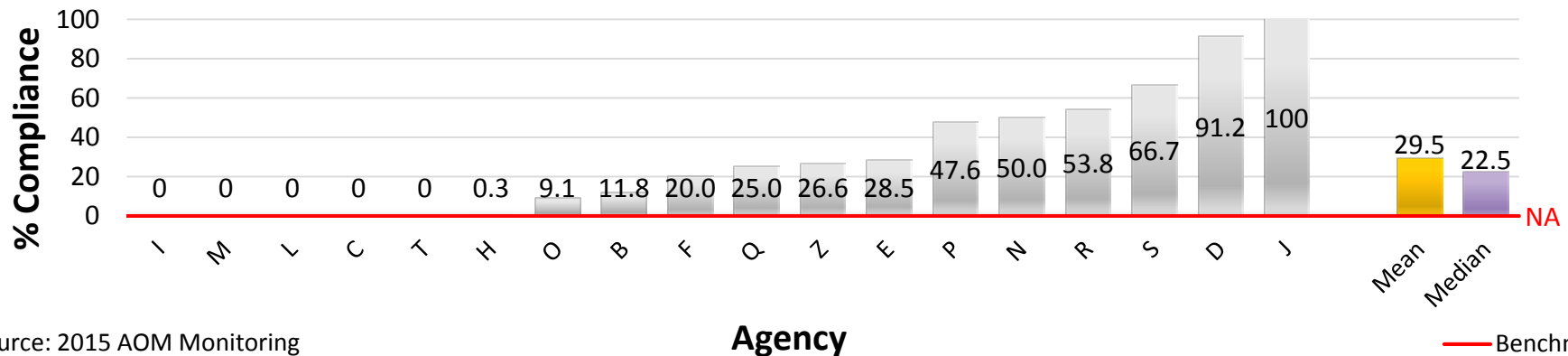


# Tracking Measure GC/CT Rectal Screen For MSM

## % of MSM Patients Who Were Screened For Rectal GC/CT in The Measurement Year



Source: 2016 AOM Monitoring

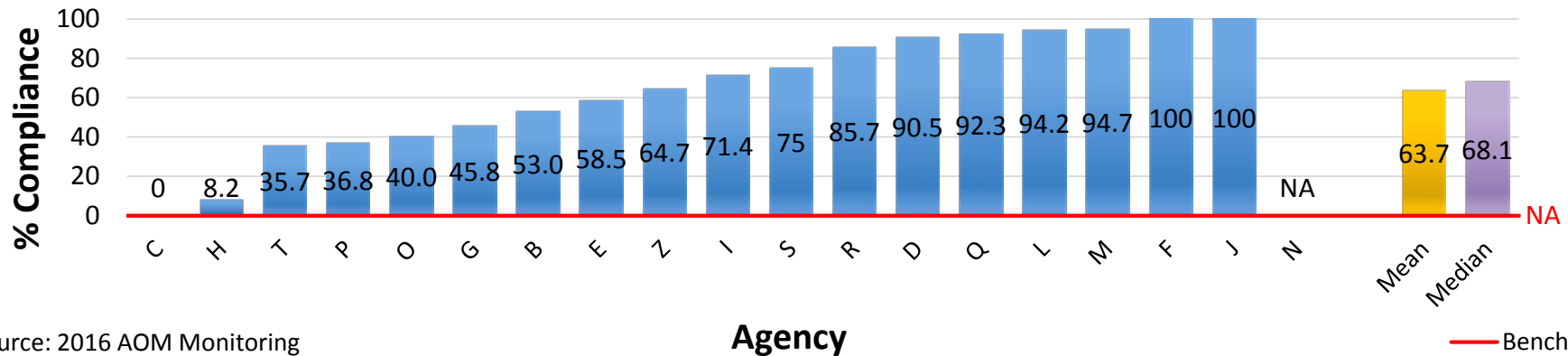


Source: 2015 AOM Monitoring



# Tracking Measure GC Pharyngeal Screen For MSM

## % of MSM Patients Who Were Screened for Pharyngeal GC in The Measurement Year



Source: 2016 AOM Monitoring



Source: 2015 AOM Monitoring

# What Went Well?





# Core Measures

## 95%-100% Mean Score

- ART For Pregnant Women
- ART For CD <500
- PCP Prophylaxis
- Adherence Assessment & Counseling
- Hepatitis C Screen
- HIV Risk Counseling
- Syphilis Screen



# Supplemental Measures

## 95%-100% Mean Score

- Chlamydia Screen
- Gonorrhea Screen
- Hepatitis B Screen
- Substance Use Assessment
- Mental Health Assessment
- Tobacco Cessation Counseling





# Eligibility Measures

## 95%-100% Mean Score

- HIV Confirmatory Test
- Consent For Medical Services
- Confidentiality Limits in The Medical Record

# Improvement Opportunities

<ul style="list-style-type: none"><li>• <b>Supplemental Measure</b></li></ul>	Benchmark	Mean
<ul style="list-style-type: none"><li>– Influenza Vaccination</li></ul>	<b>90%</b>	<b>85.9%</b>
<ul style="list-style-type: none"><li>• <b>Eligibility Measures</b></li></ul>	Benchmark	Mean
<ul style="list-style-type: none"><li>– Residency Verification</li></ul>	<b>100%</b>	<b>73.7%</b>
<ul style="list-style-type: none"><li>– Income Verification</li></ul>	<b>100%</b>	<b>73.1%</b>
<ul style="list-style-type: none"><li>– Alternate Payor Screening</li></ul>	<b>100%</b>	<b>69.9%</b>



# 2016 AOM Performance Summary

- **Core Measures**
  - 68.4% (13/19) met all 8 core measures
- **Supplemental Measures**
  - 42% (8/19) met all Part A Supplemental Measure benchmarks
  - 75% (14/19) met all Part B Supplemental Measure benchmarks



## Discussion/Questions/Next Steps

- **Address Challenges With Eligibility Screening**
  - Residency
  - Income Verification
  - Alternate Payor Source
  
- **Address Challenges With Tracking Measures**
  - Meningococcal Vaccination
  - Prevnar (PCV-13) Vaccination
  - Hepatitis C Screening For MSM
  - Rectal GC/CT And Pharyngeal GC Screening For MSM



## Questions/Contacts

### *Division of HIV and STD Programs*

#### *Clinical and Quality Management*

**Sonali Kulkarni, MD – Medical Director**

**(213) 351-8264 [skulkarni@ph.lacounty.gov](mailto:skulkarni@ph.lacounty.gov)**

**Lisa Klein, RN – Quality Improvement & Privacy Officer**

**(213) 351-8350 [lklein@ph.lacounty.gov](mailto:lklein@ph.lacounty.gov)**