

Southeast Health District

HIV & STD Epidemiologic Profile 2021

This epidemiologic profile provides updated information about HIV and STDs in the Southeast Health District in Los Angeles County (LAC). **All data represent persons aged ≥ 13 years. All rates are per 100,000.** See technical notes for additional details.

Percent of LAC PLWDH* residing in Southeast

Southeast residents make up **2%** of the LAC population

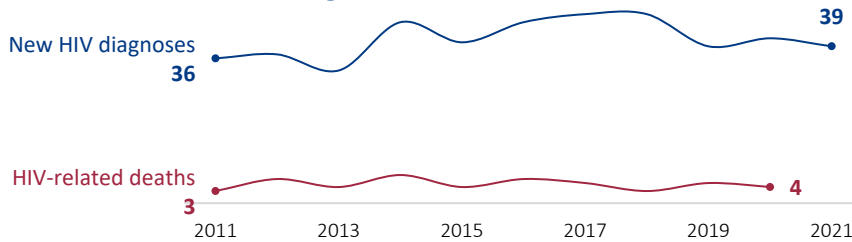


In 2021, Southeast residents made up **2%** of the total number of PLWDH in LAC



*PLWDH = Persons living with diagnosed HIV

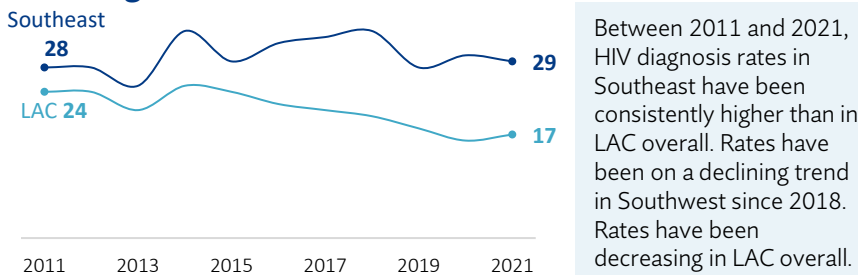
New Reported HIV Diagnoses & HIV-Related Deaths



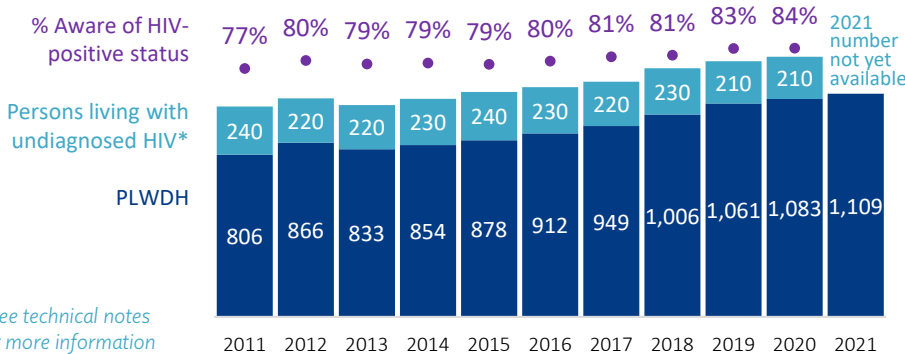
New reported HIV diagnoses and HIV-related deaths among PLWDH in Southeast have remained relatively stable since 2014.

Note: It is recommended that 2014 and 2020 data be interpreted with caution due to situational factors. See technical notes for more information.

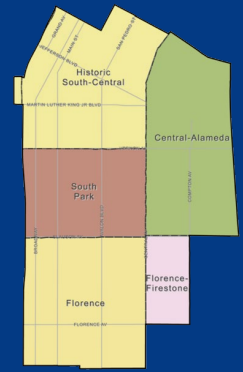
HIV Diagnosis Rates: Southeast vs. LAC



Number of Persons Living with HIV & Percent Aware of HIV-Positive Status



* See technical notes for more information



132,352

Residents of Southeast Health District in 2021 aged ≥ 13 years

39

New reported HIV diagnoses in 2021

264

New reported syphilis diagnoses in 2020

686

New reported gonorrhea diagnoses in 2020

1,386

New reported chlamydia diagnoses in 2020

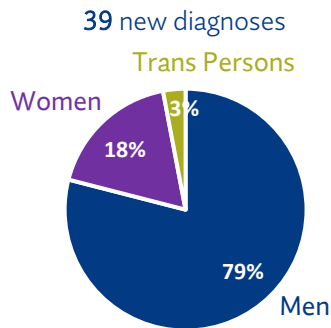
53%

STD coinfection among new reported HIV diagnoses in 2020

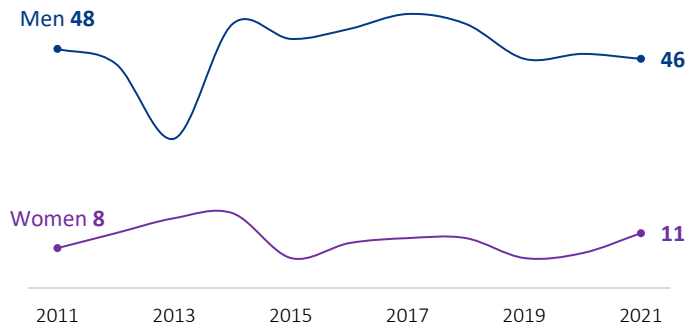
Southeast Health District Epidemiologic Profile - 2021

Characteristics of New HIV Diagnoses – Gender, Race/Ethnicity, Age

2021 new HIV diagnoses by **gender**



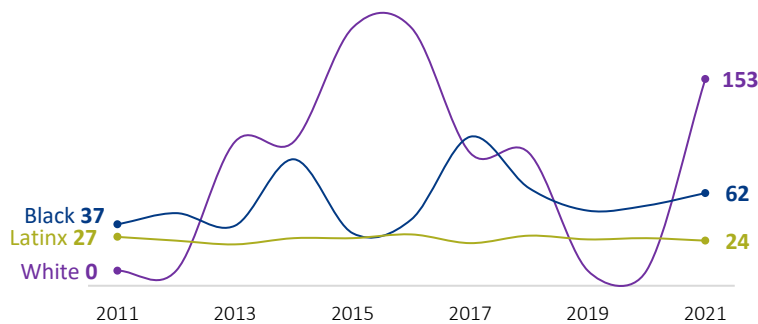
New HIV diagnosis rates¹ by **gender**



New HIV diagnosis rates have remained substantially higher among men than women. Rates among men have been on a declining trend in recent years while rates among women have remained relatively stable since 2011.

Note: Trans men and trans women are grouped into one category to maintain confidentiality due to small numbers. New HIV diagnosis rates among trans persons are not presented due to the unavailability of reliable population size estimates in LAC.

New HIV diagnosis rates¹ by **race/ethnicity**

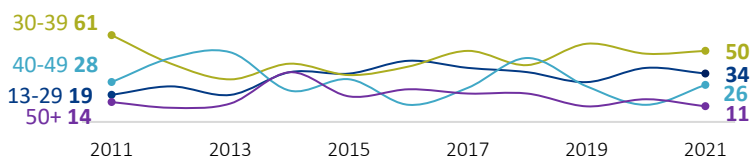


In Southeast, new HIV diagnosis rates among White persons generally have been higher than rates among all other race/ethnicity groups.

Note: Due to low diagnosis and population totals in Southeast, the rates for Black persons are represented by 2-year average values. Asian, Native Hawaiian and Pacific Islanders, American Indians and Alaska Natives, and persons of multiple race/ethnicities are not included in this profile due to small numbers.

The volatility in new diagnosis rates among race/ethnicity groups may be associated with small population sizes in Southeast.

New HIV diagnosis rates¹ by **age group**



Since 2011, new HIV diagnosis rates have increased for persons aged 13-29 and declined for persons aged 50+.

¹ New HIV diagnosis rates are presented per 100,000 population. Due to small numbers, rates may be unreliable and should be interpreted with caution.

Southeast Health District Epidemiologic Profile - 2021

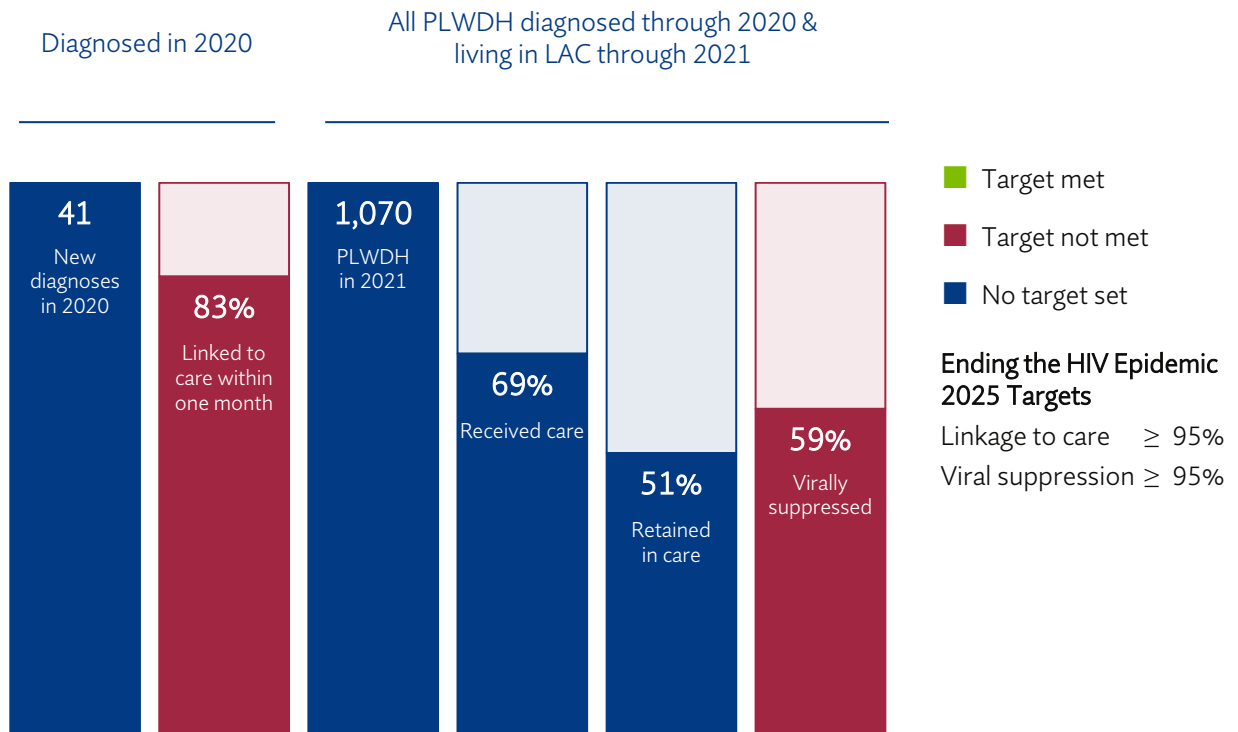
Transmission Category among Persons Newly Diagnosed with HIV by Gender

In 2021, the primary HIV transmission category among men was having sex with other men (MSM). The primary HIV transmission category among women was sex with men. For trans person, the primary HIV transmission category was sexual contact.

To protect the privacy of persons with HIV, Los Angeles County applies data suppression rules when the total number in a stratum is less than 100. In accordance with those rules, a chart/table of transmission category among persons newly diagnosed with HIV by gender could not be presented for this health district.

HIV Care Continuum

The HIV care continuum is a series of steps starting from when a person is diagnosed with HIV through their achievement of viral suppression. The base population for measuring linkage to HIV care is persons who received an HIV diagnosis in a given calendar year, whereas the base population for the downstream steps in the continuum is all persons who were diagnosed with HIV through 2020 and were living in LAC as of year end 2021. The latter ensures at least one year of follow-up to measure receipt of care, retention in care, and viral suppression.



Linkage to care and viral suppression levels have not yet met the 2025 targets set for the Ending the HIV Epidemic (EHE) Initiative.

Southeast Health District Epidemiologic Profile - 2021

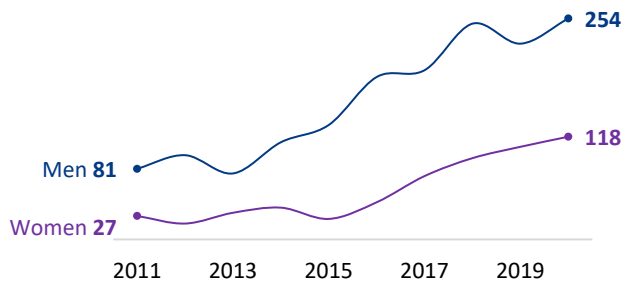
New Syphilis, Gonorrhea & Chlamydia Diagnoses and Rates: Southeast vs. LAC

In 2020, a total of 2,336 new diagnoses of syphilis, gonorrhea, and chlamydia were reported among Southeast Health District residents aged 13+ years. The rates of new diagnoses of syphilis, gonorrhea, and chlamydia were higher than in LAC.

Syphilis in 2020	Gonorrhea in 2020	Chlamydia in 2020
264 new diagnoses in Southeast	686 new diagnoses in Southeast	1,386 new diagnoses in Southeast
3% of all LAC diagnoses	3% of all LAC diagnoses	3% of all LAC diagnoses
Rate of new diagnoses 191	Rate of new diagnoses 496	Rate of new diagnoses 1,002
LAC rate: 98	LAC rate: 295	LAC rate: 605

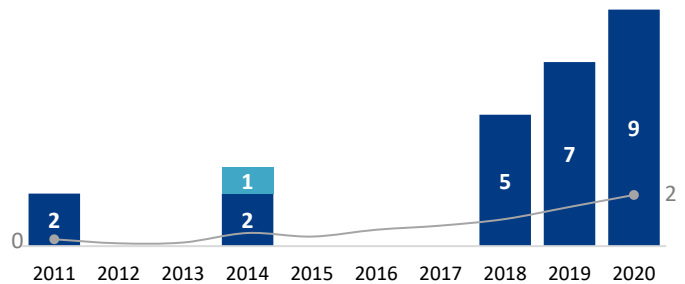
New STD Diagnosis Rates by Gender & New Congenital Syphilis Diagnoses

New **syphilis** diagnosis rates¹ by gender



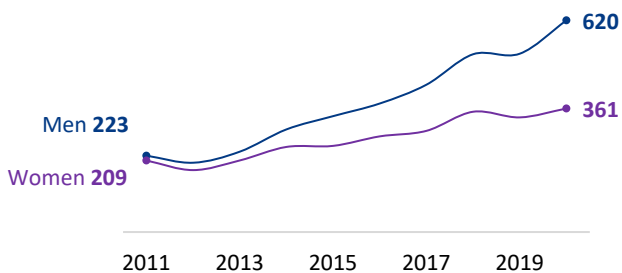
Since 2011, new syphilis diagnosis rates in Southeast have increased for men and women. In 2020, the rate for men in Southeast was more than double the rate for women.

Number of new **congenital syphilis (CS)** diagnoses by type: **Non-Stillbirths** & **Stillbirths** vs. Expected number of CS diagnoses



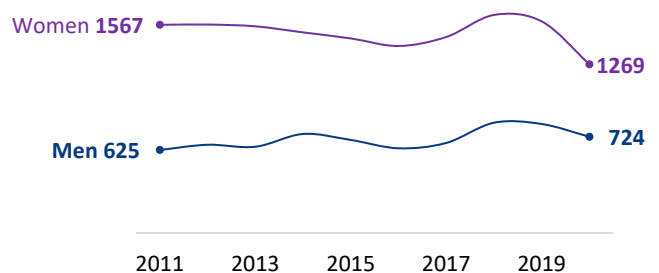
The number of new CS diagnoses in Southeast has increased since 2011. In 2020, the number of CS diagnoses was higher than expected. Southeast has reported one new stillbirth diagnosis since 2011.

New **gonorrhea** diagnosis rates¹ by gender



New gonorrhea diagnosis rates in Southeast have increased for men and women since 2011. Rates among men in Southeast have increased faster than rates among women.

New **chlamydia** diagnosis rates¹ by gender



Since 2011, new chlamydia diagnosis rates in Southeast have increased among men while decreasing modestly among women. Rates among women were consistently higher than rates among men. The decline in 2020 may be due to the impact of the COVID-19 pandemic on testing and diagnosis.

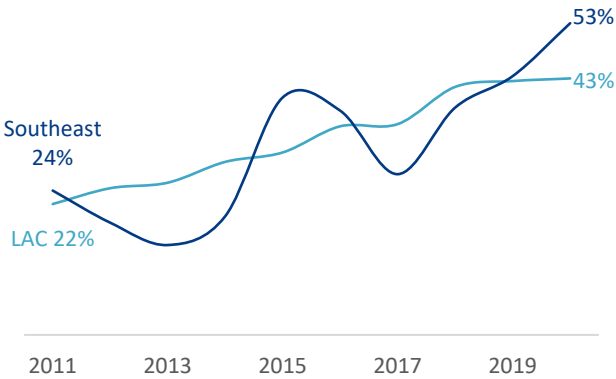
¹ New STD diagnosis rates are presented per 100,000 population
Due to small numbers, rates may be unreliable and should be interpreted with caution

Southeast Health District Epidemiologic Profile - 2021

Coinfection of HIV and STDs: Southeast vs. LAC

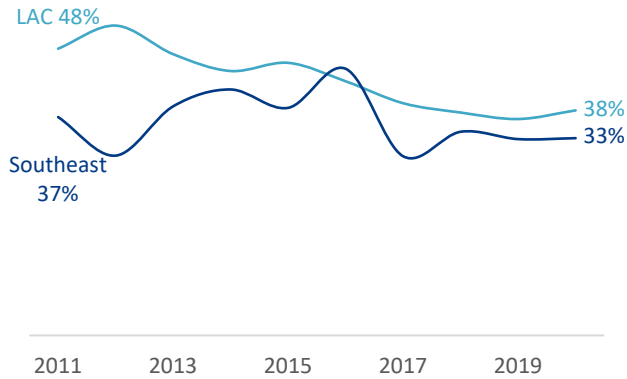
HIV and other STDs are syndemic in LAC. Persons with syphilis, gonorrhea, and/or chlamydia are at an increased risk of acquiring HIV due to biological and behavioral factors. STDs among PLWH can also increase HIV viral load and the risk of HIV transmission.

Percent of new HIV diagnoses coinfecting with an STD



The percentage of new HIV diagnoses in Southeast with syphilis, gonorrhea, and/or chlamydia coinfection has increased from 24% in 2011 to 53% in 2020. This has tracked the trend in LAC overall but fluctuated.

Percent of new syphilis diagnoses coinfecting with HIV



In 2020, a third of all new syphilis diagnoses in Southeast were coinfecting with HIV. This proportion has generally remained lower than LAC.

Coinfection with STDs among New HIV Diagnoses

Among persons newly diagnosed with HIV in 2019 & 2020, chlamydia had the highest coinfection followed by gonorrhea and syphilis, in the same year as HIV diagnosis.

To protect the privacy of persons with HIV, Los Angeles County applies data suppression rules when the total number in a stratum is less than 100. In accordance with those rules, a chart/table showing STD coinfection among persons newly diagnosed with HIV could not be presented for this health district.